

2022-23



I.T.S ENGINEERING COLLEGE
GREATER NOIDA
(A NAAC Accredited Engineering College)

2022-23
ELECTRONICS & COMMUNICATION ENGINEERING DEPARTMENT
RESULT ANALYSIS IV SEMESTER
EVEN SEMESTER

S.No	Roll No	Student Name	MARKS OBTAINED: SUBJECT CODE																		No. of CP	SUBJECT CODE (CARRY OVER)	Total Internal (425)	Total External (575)	Grand Total 900	Percent %	SGPA 10	TOTAL 1850	Sta Rn
			KAS402 (MATHS)		KVE401 (UHV)		KEC401 (CE)		KEC402 (AC)		KEC403 (S&S)		KEC451 (CS LAB)		KEC452 (AC LAB)		KEC453 (S&S LAB)		KNC402 (PYTHON)										
			Int (50)	Ext (100)	Int (50)	Ext (100)	Int (50)	Ext (100)	Int (50)	Ext (100)	Int (50)	Ext (100)	Int (25)	Ext (25)	Int (25)	Ext (25)	Int (25)	Ext (25)	Int (25)	Ext (50)									
1	2102220310001	Aadarsh	42	46	42	59	38	38	39	56	38	41	23	23	23	21	24	20	24	23	0	NA	269	304	573	63.67	6.81	1273.00	P ₂
2	2102220310002	Abhav Sharma	49	30	43	54	47	44	49	58	49	26	24	23	23	22	24	22	21	29	1	KEC403	308	279	587	65.22	6.10	1328.00	P ₁
3	2102220310005	Aditya Rana	37	22	34	52	35	40	36	39	38	14	18	17	17	17	19	18	24	2	KAS402,KEC403	232	220	452	50.22	4.36	948.00	P	
4	2102220310006	Aditya Shankar	39	16	44	59	41	55	36	32	43	22	23	21	20	20	21	21	21	27	2	KAS402,KEC403	267	246	513	57.00	6.41	1087.00	P ₂
5	2102220310007	Akmal Hussain	42	55	40	55	35	54	36	46	43	51	20	20	21	21	20	19	22	21	0	NA	257	321	578	64.22	6.90	1276.00	P ₂
6	2102220310008	Alok Kumar Singh	44	51	40	45	39	37	39	45	40	39	20	21	21	20	21	21	20	25	0	NA	264	279	543	60.33	6.62	1161.00	P ₂
7	2102220310009	Ashwin Yadav	37	22	42	30	38	52	33	18	38	34	23	22	20	19	22	21	16	11	2	KAS402,KEC402	253	218	471	52.33	3.95	1046.00	P
8	2102220310010	Avinash A B Roy	32	30	31	40	35	53	34	38	36	49	20	21	20	19	21	20	19	38	0	NA	229	270	499	55.44	5.67	1052.00	P ₂
9	2102220310011	Bhumika Pal	43	41	42	62	49	65	39	56	46	46	23	21	22	20	21	23	20	20	0	NA	285	334	619	68.78	7.24	1325.00	P ₂
10	2102220310012	Devraj Singh	30	36	35	40	36	32	36	40	33	31	18	21	19	19	18	18	17	5	0	NA	225	237	462	51.33	5.38	985.00	P ₂
11	2102220310013	Gautam Negi	38	50	34	40	35	37	37	45	31	58	18	20	19	19	20	20	20	32	0	NA	232	289	521	57.89	6.05	1345.00	P ₂
12	2102220310014	Harshit Raj	34	49	35	61	35	50	35	40	33	31	21	20	21	18	20	21	17	10	0	NA	234	290	524	58.22	6.14	1145.00	P ₂
13	2102220310016	Md. Gulab Nabi	32	4	33	45	32	13	30	11	30	8	17	21	16	17	21	20	17	3	4	KAS402,KEC401,KEC402,KEC403	211	139	350	38.89	2.00	953.00	P
14	2102220310018	Md Tausif Raja	30	35	36	48	30	31	30	14	31	24	17	18	16	17	18	20	15	37	2	KEC402,KEC403	208	207	415	46.11	3.29	986.00	P
15	2102220310021	Rakesh Kumar	42	47	37	42	33	54	35	32	41	22	21	22	20	19	22	22	21	28	1	KEC403	251	260	511	56.78	4.86	1113.00	P ₁
16	2102220310022	Riya Chaudhary	47	39	36	46	46	65	44	41	46	44	24	21	22	21	24	23	25	38	0	NA	289	300	589	65.44	7.00	1218.00	P ₂
17	2102220310023	Sahwaj Raj	30	20	30	56	32	37	30	31	32	13	18	17	16	17	20	23	16	7	2	KAS402,KEC403	208	214	422	46.89	3.43	910.00	P
18	2102220310024	Sahzaad Bhatti	36	5	31	48	35	44	36	37	35	16	22	21	20	19	21	23	17	6	2	KAS402,KEC403	236	213	449	49.89	3.90	1001.00	P
19	2102220310026	Shushant	36	35	34	35	32	19	32	31	32	19	20	21	17	17	21	23	17	17	2	KEC401,KEC403	224	200	424	47.11	3.62	941	P
20	2102220310027	Siddharth Kumar	35	52	36	51	35	66	36	48	39	38	19	21	21	21	23	21	29	0	NA	240	319	559	62.11	6.52	1197	P ₂	
21	2102220310028	Sneha	34	30	38	50	35	38	34	31	36	36	22	21	20	19	21	23	17	17	0	NA	240	248	488	54.22	5.29	1007	P ₂
22	2102220310029	Sonu Kumar	30	15	33	52	33	48	31	31	34	18	19	20	18	19	20	23	16	22	2	KAS402,KEC403	218	226	444	49.33	3.67	977	P
23	2102220310030	Urvesh Saifi	37	56	37	57	34	54	37	38	41	55	23	24	21	23	21	23	20	15	0	NA	251	330	581	64.56	7	1225	P ₂
24	2202220319001	Abhijeet	30	3	36	46	35	33	37	31	38	31	21	21	20	20	22	23	20	10	1	KAS402	239	208	447	49.67	5.23	959	P
25	2202220319002	Rahul	41	55	40	64	40	50	42	59	42	65	20	21	20	19	22	23	20	29	0	NA	267	356	623	69.22	7.43	1284	P ₂

ITS Engineering College
 Greater Noida

Mamji
 (MANJU SINGH)



I.T.S ENGINEERING COLLEGE
GREATER NOIDA
 (A NAAC Accredited Engineering College)

2022-23
ELECTRONICS & COMMUNICATION ENGINEERING DEPARTMENT
RESULT ANALYSIS IV SEMESTER
EVEN SEMESTER

		KAS402 (MATHS)		KVE401 (UHV)		KEC401 (CE)		KEC402 (AC)		KEC403 (S&S)		KEC451 (CS LAB)		KEC452 (AC LAB)		KEC453 (S&S LAB)		KNC402 (PYTHON)	
		Int (50)	Ext (100)	Int (50)	Ext (100)	Int (50)	Ext (100)	Int (50)	Ext (100)	Int (50)	Ext (100)	Int (25)	Ext (25)	Int (25)	Ext (25)	Int (25)	Ext (25)	Int (25)	Ext (50)
Average Marks		37.08	33.76	36.76	49.48	36.6	44.36	36.12	37.92	37.8	33.24	20.56	20.76	19.64	19.28	20.92	21.48	18.96	20.92
Percentage Range	≥80	8	0	8	0	5	0	3	0	9	0	17	22	16	10	22	22	12	0
	70-80	8	0	9	0	13	0	14	0	8	0	6	1	4	10	2	3	2	3
	70-60	9	0	8	3	7	3	8	0	8	1	2	2	5	5	1	0	11	1
	60-50	0	6	0	10	0	8	0	4	0	3	0	0	0	0	0	0	0	6
	50-40	0	4	0	10	0	4	0	7	0	4	0	0	0	0	0	0	0	5
	40-30	0	7	0	2	0	8	0	11	0	7	0	0	0	0	0	0	0	3
No. of Fail Students		0	8	0	0	0	2	0	3	0	10	0	0	0	0	0	0	0	7
Pass %		100	68	100	100	100	92	100	88	100	60	100	100	100	100	100	100	100	72
Grand Total Pass %		64%																	

Grand Total Percentage Range	No. of Students
≥80	0
75-80	0
70-75	0
65-70	4
60-65	5
<60	16

Paper Code	faculty name
KAS402	MR. Prashant Kumar
KVE401	Mr. Prabhakar Sharma
KEC 401	Dr. Setu Garg
KEC 402	Mr. Shahid Khan
KEC 403	Mr. Navneet Kumar
KNC402	MR. Prashant Kumar

Prashant Kumar
 Director
 ITS Engineering College
 Greater Noida

Manju Singh
 CHANJU SINGH
Manju Singh

IV SEMESTER																		
S. No.	Subject Name	Subject Code	Faculty Name	Section	Pass %	Average Marks	Pass %	Average Marks	Pass %	Average Marks	Pass %	Average Marks	Pass%	Average Marks	Pass%	Average Marks	Pass%	Average Marks
					TARGET, 2023-24	LAST 3 YEARS	TARGET, 2022-23	2022-23	2021-22	2020-21	2019-20							
1	Maths IV	KAS402	MR. Prashant Kumar	NA	80	35	92.42	54.46	80	35	68	33.76	77.27	34.73	100.00	71.13	100.00	57.51
2	Universal Human Values	KVE401	Mr. Prabhakar Sharma		100	45	98.48	59.07	95	45	100.00	49.48	95.45	48.36	100.00	71.08	100.00	57.78
3	Communication Engg.	KEC 401	Dr. Setu Garg		75	35	87.88	46.80	75	35	92.00	44.36	63.64	31.95	100.00	52.25	100.00	56.20
4	Analog circuits	KEC 402	Mr. Shahid Khan		95	35	98.48	59.06	95	35	88.00	37.92	95.45	41.91	100.00	78.21	100.00	57.07
5	Signal and Systems	KEC 403	Mr. Navneet Kumar		85	45	95.45	50.68	85	45	60.00	33.24	86.36	44.82	100.00	50.46	100.00	56.76
6	Python programming	KNC402	MR. Prashant Kumar		95	30	72.73	17.95	95	30	72.00	20.92	72.73	17.95	NA	NA	NA	NA
											64%		50		100		100	

Handwritten signature

Director
ITS Engineering College
Greater Noida

Handwritten signature
(MANJU SINGH)

Handwritten signature



The Education Group
Ghaziabad • Greater Noida
(Estd. : 1995)

ITS ENGINEERING COLLEGE
GREATER NOIDA
(A NAAC Accredited Engineering College)

Toppers list

S.No	Roll No	Student Name	Percent
			%
1	2202220319002	Rahul	69.22
2	2102220310011	Bhumika Pal	68.78
3	2102220310022	Riya Chaudhary	65.44
4	2102220310030	Urvesh Saifi	64.56
5	2102220310007	Akmal Hussain	64.22

2022-23


**ELECTRONICS & COMMUNICATION ENGINEERING
DEPARTMENT**


RESULT COMPARISON

EVEN SEMESTER

Slow learner list

S.No	Roll No	Student Name	Percent
			%
1	2102220310016	Md. Gulab Nabi	38.89
2	2102220310018	Md Tausif Raja	46.11
3	2102220310023	Sahwag Raj	46.89
4	2102220310026	Shushant	47.11
5	2102220310029	Sonu Kumar	49.33


Director
ITS Engineering College
Greater Noida


(MANJU SINGH)

S.No	Roll No	Student Name	MARKS OBTAINED: SUBJECT CODE																		No. of CP	SUBJECT CODE (CARRY OVER)	Total Internal (325)	Total External (575)	Grand Total 900	Percent %	SGPA	Status of Result PASS/PCP/INC COMPLETE/UF M	TOTAL MARKS (3RD YEAR) (1850)
			KEC601 (DC)		KEC602 (CS)		KEC603 (AWP)		KEC603 (DCN)		KOE062 (ES)		KEC651 (DCLAB)		KEC652 (CS LAB)		KEC653B (CAD LAB)		KNC 602 (ITCS)										
			Int (50)	Extl (100)	Int (50)	Extl (100)	Int (50)	Extl (100)	Int (50)	Extl (100)	Int (50)	Extl (100)	Int (25)	Extl (25)	Int (25)	Extl (25)	Int (25)	Extl (25)	Int (25)	Extl (50)									
1	2002220310001	Abhinav Kumar Kanth	30	32	30	59	30	18	30	56	38	57	16	19	16	16	15	15	15	24	1	KEC603	205	272	477	53	4.81	PCP	983
2	2002220310002	Abhishek Yadav	38	34	38	55	38	14	39	66	44	51	21	23	20	23	21	17	18	25	1	KEC603	259	283	542	60.2222	7.45	PCP	1204
3	2002220310003	Aman Pratap Singh	40	32	41	52	40	37	36	53	38	51	21	21	20	22	22	20	15	21	0	NA	258	288	546	60.6667	6.23	PASS	1113
4	2002220310004	Ambika	39	52	40	69	41	30	44	55	45	67	22	24	21	20	22	23	20	28	0	NA	274	340	614	68.2222	7.33	PASS	1167
5	2002220310005	Ayush Raj	34	36	34	30	34	16	30	50	40	34	21	19	20	18	20	17	15	20	1	KEC603	233	220	453	50.3333	6.86	PCP	910
6	2002220310006	Divya Verma	45	55	47	55	49	59	43	66	48	77	25	21	24	24	24	24	21	33			305	381	686	76.2222	8.05	PASS	1446
7	2002220310007	Harshit Mishra	30	32	34	15	31	10	31	51	39	49	15	19	15	16	15	15	15	17	2	KEC602, KEC603	210	207	417	46.3333	3.48	FAIL	738
8	2002220310008	Kanchan Gupta	48	58	50	81	48	69	47	62	50	73	23	24	23	20	21	21	25	28	0	NA	310	408	718	79.7778	8.52	PASS	1365
9	2002220310009	Kashish Solan	39	52	38	67	30	30	38	50	44	60	23	19	21	18	22	21	15	34	0	NA	255	317	572	63.5556	6.71	PASS	1181
10	2002220310010	Kavita Yadav	38	34	42	48	40	30	38	50	44	52	22	20	22	19	21	22	17	29	0	NA	267	275	542	60.2222	6.38	PASS	1014
11	2002220310011	Komal Nagar	38	45	42	49	40	52	41	50	45	54	22	24	20	18	21	22	16	25	0	NA	269	314	583	64.7778	7.1	PASS	1235
12	2002220310012	Lokesh Bisht	45	45	45	40	43	45	37	50	42	61	24	22	23	21	24	21	18	28	0	NA	283	305	588	65.3333	8.02	PASS	1302
13	2002220310014	Prashant Kumar	38	35	41	30	38	48	40	46	40	57	21	22	21	20	20	19	15	23	0	NA	259	277	536	59.5556	6.14	PASS	1117
14	2002220310016	Rahul Raj	31	43	33	47	33	14	35	52	39	56	22	19	21	17	23	20	15	24	1	KEC603	237	268	505	56.1111	5.19	PCP	987
15	2002220310017	Raju Kumar	37	32	41	38	39	18	34	41	44	52	22	22	22	21	21	18	18	28	1	KEC-603	260	242	502	55.7778	5.19	PCP	905
16	2002220310020	Suman Kumar	37	54	40	73	38	35	30	21	40	64	21	23	23	22	20	19	15	27	1	KEC603	249	311	560	62.2222	6.1	PWG	1140
17	2002220310021	Umesh Kumar	35	30	33	45	36	1	30	40	38	55	21	20	22	21	22	18	15	32	1	KEC603	237	230	467	51.8889	4.9	PCP	1008
18	2002220310022	Vikram Kumar Jha	48	60	46	58	50	67	48	51	48	55	25	23	24	24	23	21	22	30	0	NA	312	359	671	74.5556	7.76	PASS	1390
19	2102220319001	Navdeep Thakur	34	33	30	9	30	30	36	37	38	33	22	19	21	19	21	22	15	27	1	KEC-602	232	202	434	48.2222	4.24	PCP	945
20	2102220319002	Praveen	50	62	48	80	49	49	49	50	47	61	24	21	23	22	24	23	22	19	0	NA	314	368	682	75.7778	8.14	PASS	1386
21	2102220319003	Prashant Kumar	42	58	50	19	46	36	45	53	49	73	24	22	24	23	24	22	24	21	1	KEC-602	304	306	610	67.7778	6.19	PCP	1234
22	1902220310001	AAMIR AZAZ (readmitted)	30	11	30	41	30	0	30	36	30	46	15	19	15	16	15	13	15	19	2	KEC-601, KEC603	195	182	377	41.8889	3.33	PCP	774
23	1902220310011	DEEPAK MANDAL (readmitted)																					0	0	0	0		result not declared	
24	1902220310047	VIVEK KUMAR (readmitted)	39	30	42	36	43	14	39	39	42	48	23	20	22	17	23	21	18	19	1	KEC-603	273	225	498	55.3333	5.98	PCP	935

Ajay
Director
ITS Engineering College
Greater Noida

Manjiv
CHANDU SINGH
Manjiv



I.T.S ENGINEERING COLLEGE
GREATER NOIDA
 (A NAAC Accredited Engineering College)

2022-23

ELECTRONICS & COMMUNICATION ENGINEERING DEPARTMENT
RESULT ANALYSIS VI SEMESTER

The Education Group
 Greater Noida
 (Estab. in 1995)

		KEC601 (DC)		KEC602 (CS)		KEC603 (AWP)		KEC063 (DCN)		KEC062 (ES)		KEC651 (DCLAB)		KEC652(CS LAB)		KEC653B (CADLAB)		KNC 602 (IT)	
Average Marks		38.48	41.52	39.78	47.65	38.96	31.39	37.83	48.91	42.26	55.91	21.52	21.09	21.00	19.87	21.04	19.74	17.57	25
Percentage Range	≥80	7	0	14	2	11	0	8	0	16	0	18	14	18	15	18	8	11	
	80-70	10	0	2	1	5	0	8	0	6	3	6	10	6	4	6	9	7	
	70-60	6	2	7	2	7	2	7	3	1	5	2	2	2	7	2	9	7	
	60-50	0	6	0	5	0	2	0	13	0	10	0	0	0	0	0	0	1	
	50-40	0	3	0	6	0	3	0	3	0	3	0	0	0	0	0	0	0	
	40-30	0	11	0	4	0	7	0	3	0	2	0	0	0	0	0	0	0	
No. of Fail Students		0	1	0	3	0	9	0	1	0	0	0	0	0	0	0	0	0	
Pass %		100.00	95.65	100.00	86.96	100.00	60.87	100.00	95.65	100.00	100.00	100.00	100.00	100.00	100.00	100.00	100.00	#####	10

Overall Clear Pass Percentage % = (no. of pass students without carry/23) x 100 = 52.17%

Grand Total Percentage Range	No. of Students
≥80	0
75-80	3
70-75	1
65-70	3
60-65	6
<60	10

Paper Code	faculty name
KEC601	Ms. Manju Singh
KEC602	Dr. Rajiv Ranjan
KEC603	Mr. Navneet Kumar
KEC063	Mr. Prabhakar Sharma
KEC062	Dr. Monika Jain

Manjiv
 Director
 ITS Engineering College
 Greater Noida

Manjiv
 CHANJU SINGH
[Signature]

EX-students Result

S.No	Roll No	Student Name	MARKS OBTAINED: SUBJECT CODE																		No. of CP	SUBJECT CODE (CARRY OVER)	Total		Grand Total	Percent	SGPA	Status of Result	TOTAL MARKS (3RD YEAR) (1850)	3RD
			KEC601 (DC)		KEC602		KEC603		KEC603		KOE064		KEC651		KEC652/CS		KEC653B		KNC 602				Internal (325)	External (575)						
			Int (50)	Extl (100)	Int (50)	Extl (100)	Int (50)	Extl (100)	Int (50)	Extl (100)	Int (50)	Extl (100)	Int (25)	Extl (25)	Int (25)	Extl (25)	Int (25)	Extl (25)	Int (50)	Extl (100)										
1	2002220319001	ANKIT SINGH	35	41	32	17	31	14	33	21	35	30	17	23	17	16	17	19	18	24	7	KEC501,KEC502,KEC503,KEC053,KEC602,KEC603,KEC063	217	181	398	44.22	2.86	FAIL	782	4
2	2002220319002	JITENDRA RAWAT(EX)	35	15	32	12	31	14	33	30	35	33	17	20	17	16	17	19	17	20	5	KEC503,KEC053,KEC601,KEC602,KEC603	217	159	376	41.78	2.38	PCP	816	4
3	1902220310014	GAUTAM KUMAR(EX)	33	13	31	35	32	5	31	34	34	9	16	19	16	16	17	17	16	21	6	KEC501,KEC502,KEC503,KEC601,KEC603,KE064	210	148	358	39.78	2.38	FAIL	759	4

[Signature]
Director
ITS Engineering College
Greater Noida

Mantu SINGH
[Signature]

6th SEMESTER

S. No.	Subject Name	Subject Code	Faculty Name	Pass %	Average Marks	Pass %	Average Marks	Pass %	Average Marks	Pass %	Average Marks	Pass%	Average Marks	Pass%	Average Marks	Pass%	Average Marks
				TARGET, 2023-24		LAST 3 YEARS		TARGET, 2022-23		2022-23		2021-22		2020-21		2019-20	
1	Digital Communication	KEC 601	Ms. Manju Singh	90.00	40.00	95.56	50.80	90.00	40.00	95.65	41.52	86.67	42.47	100.00	67.93	100.00	42.00
2	Control System	KEC 602	Dr. Rajiv Ranjan	90.00	40.00	92.59	50.48	90.00	40.00	86.96	47.65	77.78	38.67	100.00	70.76	100.00	42.00
3	Antenna and Wave Propagation	KEC 603	Mr. Navneet Kumar	90.00	40.00	86.67	50.70	90.00	40.00	60.87	31.39	73.33	33.62	100.00	67.78	NA	NA
4	Data Communication Networks	KEC 063	Mr. Prabhakar Sharma	90.00	40.00	97.78	56.96	90.00	40.00	95.65	48.91	93.33	44.69	100.00	90.84	100.00	35.35
5	Embedded System	KOE 062	Dr. Monika Jain	90.00	40.00	100	41	90.00	40.00	100.00	55.91	NA	NA	NA	NA	100	41
Overall Clear Pass Percentage %										52.17		66.66		100		100	

Manjushree
Director
ITS Engineering College
Greater Noida

Manjushree
MANJUSHREE SINGH
MS



I.T.S ENGINEERING COLLEGE
GREATER NOIDA
(A NAAC Accredited Engineering College)

2022-23

ELECTRONICS & COMMUNICATION ENGINEERING DEPARTMENT

RESULT ANALYSIS VI SEMESTER

List of 6th Semester Toppers			
S.NO.	ROLL NUMBER	STUDENT'S NAME	%
1	2002220310008	Kanchan Gupta	79.78
2	2002220310006	Divya Verma	76.22
3	2102220319002	Praveen	75.78
4	2002220310022	Vikram Kumar Jha	74.56
5	2002220310004	Ambika	68.22

List of 3rd year Toppers			
S.NO.	ROLL NUMBER	STUDENT'S NAME	%
1	2002220310006	Divya Verma	78.16
2	2002220310022	Vikram Kumar Jha	75.14
3	2102220319002	Praveen	74.92
4	2002220310008	Kanchan Gupta	73.78
5	2002220310012	Lokesh Bisht	70.38

List of 6th Semester Slow Learner			
S.NO.	ROLL NUMBER	STUDENT'S NAME	%
1	1902220310001	AAMIR AZAZ (readmitted)	41.89
2	2002220310007	Harshit Mishra	46.33
3	2102220319001	Navdeep Thakur	48.22
4	2002220310005	Ayush Raj	50.33
5	2002220310021	Umesh Kumar	51.89

List of 3rd year Slow Learner			
S.NO.	ROLL NUMBER	STUDENT'S NAME	%
1	2002220310007	Harshit Mishra	39.89
2	1902220310001	AAMIR AZAZ (readmitted)	41.84
3	2002220310017	Raju Kumar	48.92
4	2002220310005	Ayush Raj	49.19
5	1902220310047	VIVEK KUMAR	50.54

R. Jayant
Director
ITS Engineering College
Greater Noida

Manish
CHANDU SINGH
Manish



The Education Group
Ghaziabad • Greater Noida
(Estd. : 1995)

I.T.S ENGINEERING COLLEGE GREATER NOIDA (A NAAC Accredited Engineering College)

2022-23

ELECTRONICS & COMMUNICATION ENGINEERING DEPARTMENT
RESULT ANALYSIS EVEN SEMESTER

8th SEMESTER

S.No	Roll No	Student Name	MARKS OBTAINED: SUBJECT CODE								No. of CP	SUBJECT CODE (CARRY OVER)	Total		Grand Total	Percent	SGPA	Status of Result	Status of Result	Total (7th+8th)	CGPA	%	DIV
			KHU801 (RDAP)		KOE083 (ED)		KOE094 (DSMM)		KEC851 (PROJECT)				Internal (425)	External (425)									
			Internal (50)	External (100)	Internal (50)	External (100)	Internal (50)	External (100)	Internal (100)	External (300)			1700	CGPA*10									
1	1902220310002	ADEEB KHAN	35	46	36	30	36	56	75	238	0		182	370	552	64.94	6.83	PASS	PASS	1068	7.2	72.00	I-DIV
2	1902220310003	AINUL HASAN	38	53	39	42	49	68	89	258	0		215	421	636	74.82	8.00	PASS	PASS	1243	8.00	80.00	I-DIV WIT DISTINCTION
3	1902220310004	AISHWARYA SENGAR	36	53	35	59	35	63	70	235	0		176	410	586	68.94	7.33	PASS	PWG	1121	6.66	66.60	NOT AWAR
4	1902220310005	AJAY PRASAD	36	51	35	65	37	57	71	240	0		179	413	592	69.65	7.33	PASS	PCP	1083	7.07	70.70	NOT AWAR
5	1902220310006	ANUSHREE BHUI	37	45	37	30	38	45	77	245	0		189	365	554	65.18	7.17	PASS	PASS	1047	7.27	72.70	I-DIV
6	1902220310007	AVINASH SINGH	38	45	38	62	40	55	74	235	0		190	397	587	69.06	7.33	PASS	PASS	1114	7.08	70.80	I-DIV
7	1902220310008	AVIRAL VARSHNEY	35	38	37	41	39	37	65	225	0		176	341	517	60.82	6.83	PASS	PCP	956	5.23	52.30	NOT AWAR
8	1902220310009	AYUSH PATEL	38	53	36	59	40	52	79	250	0		193	414	607	71.41	8.00	PASS	PASS	1136	6.62	66.20	NOT AWAR
9	1902220310010	BALRAJ SINGH	35	41	36	51	36	42	70	225	0		177	359	536	63.06	7.00	PASS	PWG	985	5.39	53.90	NOT AWAR
10	1902220310012	DEEPAK SHARMA	40	36	38	35	39	40	71	232	0		188	343	531	62.47	6.83	PASS	PASS	1042	6.64	66.40	I-DIV
11	1902220310013	DHRUV GUPTA	37	35	38	51	40	50	76	248	0		191	384	575	67.65	7.50	PASS	PASS	1059	5.95	59.50	NOT AWAR
12	1902220310015	GOVIND KUMAR JHA	36	42	37	54	39	42	79	245	0		191	383	574	67.53	7.67	PASS	PCP	1108	5.82	58.20	NOT AWAR
13	1902220310016	KSHAMA SHAKTI	36	40	38	47	38	37	77	252	0		189	376	565	66.47	7.50	PASS	PASS	1107	6.40	64.00	NOT AWAR
14	1902220310017	KSHITIJ UP MANYU	38	56	38	77	44	46	75	242	0		195	421	616	72.47	7.67	PASS	PASS	1130	7.14	71.40	I-DIV
15	1902220310018	MADAN MOHAN KUMAR	38	60	39	60	37	51	77	255	0		191	426	617	72.59	7.83	PASS	PASS	1181	7.58	75.80	I-DIV WIT DISTINCTION
16	1902220310019	MD ADIL HUSSAIN	37	49	39	66	41	50	81	260	0		198	425	623	73.29	8.00	PASS	PASS	1234	7.56	75.60	I-DIV WIT DISTINCTION
17	1902220310020	MOHD MUDASSIR	36	64	38	74	44	53	79	248	0		197	439	636	74.82	8.17	PASS	PASS	1175	6.76	67.60	NOT AWAR
18	1902220310021	MD ARKAM	36	50	38	51	38	39	75	248	0		187	388	575	67.65	7.50	PASS	PWG	1081	6.56	65.60	NOT AWAR
19	1902220310022	MUHAMMAD SAKIB	36	37	36	51	40	37	77	244	0		189	369	558	65.65	7.33	PASS	PWG	1035	6.47	64.70	II-DIV
20	1902220310023	NAVEEN KUMAR GUPTA	36	50	37	63	40	39	75	237	0		188	389	577	67.88	7.17	PASS	PASS	1126	7.17	71.70	I-DIV
21	1902220310025	PIYUSH BHARDWAJ	38	40	38	69	39	50	76	245	0		191	407	598	70.90	7.83	PASS	PASS	1106	6.44	64.40	NOT AWAR
22	1902220310026	PLAKSHI TOMAR	38	67	43	85	47	46	75	260	0		199	458	661	77.76	8.50	PASS	PASS	1330	7.97	79.70	I-DIV WIT DISTINCTION
23	1902220310027	PRAGATI RAI	49	46	49	66	49	68	79	258	0		226	438	664	78.12	8.33	PASS	PASS	1345	7.26	72.60	NOT AWAR
24	1902220310029	PRIYESH RAI	35	34	36	14	36	ABS	50	ABS	0	KOE083, KOE094, KEC851	157	48	205	24.12	0.83	PCP	FAIL	602	4.61	46.10	NOT AWAR
25	1902220310030	RAVI KUMAR SHAH	36	48	37	65	45	54	75	248	0		193	415	608	71.53	7.83	PASS	PASS	1244	7.49	74.90	I-DIV
26	1902220310031	ROSHAN KUMAR	36	50	37	49	43	56	79	258	0		195	413	608	71.53	7.67	PASS	PASS	1199	7.34	73.40	I-DIV
27	1902220310032	SACHIN	36	65	40	84	36	63	77	240	0		189	452	641	75.41	7.83	PASS	PASS	1259	7.49	74.90	I-DIV
28	1902220310033	SACHIN KUMAR SINGH	37	46	38	61	43	57	75	235	0		193	399	592	69.65	7.33	PASS	PASS	1206	6.85	68.50	I-DIV
29	1902220310034	SAUMYA	38	52	41	63	46	34	82	245	0		207	394	601	70.71	7.83	PASS	PASS	1189	7.58	75.80	I-DIV

Signature
Director
ITS Engineering
Greater Noida

Signature
CHAND SINGH



The Education Group
Ghaziabad • Greater Noida
(Estd. : 1995)

I.T.S ENGINEERING COLLEGE GREATER NOIDA (A NAAC Accredited Engineering College)

2022-23

ELECTRONICS & COMMUNICATION ENGINEERING DEPARTMENT

RESULT ANALYSIS EVEN SEMESTER

8th SEMESTER

S.No	Roll No	Student Name	MARKS OBTAINED: SUBJECT CODE								No. of CP	SUBJECT CODE (CARRY OVER)	Total	Total	Grand Total	Percent	SGPA	Status of Result	Status of Result	Total (7th+8th)	CGPA	%	DIV
			KHU801 (RDAP)		KOE083 (ED)		KOE094 (DSMM)		KEC851 (PROJECT)				Internal (425)	External (425)	850	%	10	8th sem	PASS/PCP/I NCOMPLE TE/UFM	1700		CGPA*10	
			Internal (50)	External (100)	Internal (50)	External (100)	Internal (50)	External (100)	Internal (100)	External (300)			Internal (425)	External (425)	850	%	10	8th sem	PASS/PCP/I NCOMPLE TE/UFM	1700		CGPA*10	
30	1902220310035	SAURAV BHARTI	30	32	30	32	30	39	50	ABS	0	KEC851	140	103	243	28.59	2.17	PCP	PCP	669	3.71	37.10	NOT AWAR
31	1902220310036	SHAGUN BENIWAL	36	46	41	50	43	37	75	265	0		195	398	593	69.76	7.67	PASS	PASS	1143	6.27	62.70	NOT AWAR
32	1902220310037	SHASHI KANT	36	35	37	41	40	35	73	233	0		186	344	530	62.35	6.83	PASS	PASS	1059	6.88	68.80	NOT AWAR
33	1902220310038	SHASHWAT PANDEY	38	46	39	50	41	37	90	270	0		208	403	611	71.88	8.00	PASS	PWG	1160	7.22	72.20	I-DIV
34	1902220310039	SHIVAM RAJPOOT	36	58	41	63	47	57	75	242	0		199	420	619	72.82	7.50	PASS	PASS	1208	7.30	73.00	I-DIV
35	1902220310040	SIDDHI SINGH	36	45	38	64	37	31	70	230	0		181	370	551	64.82	7.00	PASS	PASS	1160	7.12	71.20	NOT AWAR
36	1902220310041	SONAL SOURAV	37	55	38	64	37	50	83	265	0		195	434	629	74.00	7.83	PASS	PASS	1212	7.04	70.40	I-DIV
37	1902220310044	SUNIL KUMAR PATEL	36	37	37	50	38	30	75	238	0		186	355	541	63.65	6.67	PASS	PASS	1089	6.81	68.10	I-DIV
38	1902220310045	SUYASH SHUKLA	38	60	40	65	44	61	70	245	0		192	431	623	73.29	7.83	PASS	PASS	1234	7.17	71.70	I-DIV
39	1902220310046	UTKARSH SRIVASTAVA	38	50	41	47	40	50	90	268	0		209	415	624	73.41	7.67	PASS	PASS	1266	7.51	75.10	I-DIV
40	2002220319003	RIYAZ AHMED BHAT	36	50	40	68	44	51	79	245	0		199	414	613	72.12	8.00	PASS	PASS	1174	6.62	66.20	I-DIV

	KHU801 (RDAP)	KOE083 (ED)	KOE094 (DSMM)	KEC851 (PROJECT)					
Average Marks	36.85	47.65	38.15	55.45	40.38	46.63	75.25	233.80	
Percentage Range	≥80	2	0	9	2	22	0	6	27
	80-70	37	0	30	2	17	0	31	11
	70-60	1	5	1	15	1	5	1	0
	60-50	0	13	0	10	0	16	2	0
	50-40	0	14	0	6	0	6	0	0
	40-30	0	8	0	4	0	12	0	0
No. of Fail Students	0	0	0	1	0	0	0	0	
Pass %	100.00	100.00	100.00	97.50	100.00	100.00	100.00	100.00	
Grand Total Pass %	97.50								

Grand Total Percentage Range	
≥80	0
75-80	3
70-75	16
65-70	12
60-65	7
<60	2

Handwritten signature: Hema Chandra Singh

Handwritten signature: [Signature]

Director
ITS Engineering College
Greater Noida



I.T.S ENGINEERING COLLEGE
GREATER NOIDA
 (A NAAC Accredited Engineering College)

2022-23
ELECTRONICS & COMMUNICATION ENGINEERING DEPARTMENT
RESULT ANALYSIS EVEN SEMESTER
8th SEMESTER

		MARKS OBTAINED: SUBJECT CODE							
		KHU801 (RDAP)		KOE083 (ED)		KOE094 (DSMM)		KEC851 (PROJECT)	
		Internal (50)	External (100)	Internal (50)	External (100)	Internal (50)	External (100)	Internal (50)	External (100)
Average Marks		36.85	47.65	38.15	55.45	40.38	46.63	75.25	233.80
Percentage Range	≥80	2	0	9	2	22	0	6	27
	80-70	37	0	30	2	17	0	31	11
	70-60	1	5	1	15	1	5	1	0
	60-50	0	13	0	10	0	16	2	0
	50-40	0	14	0	6	0	6	0	0
	40-30	0	8	0	4	0	12	0	0
No. of Fail Students		0	0	0	1	0	0	0	0
Pass %		100.00	100.00	100.00	97.50	100.00	100.00	100.00	100.00
Grand Total Pass %		95							

Grand Total Percentage Range	No. of Students
≥80	0
75-80	3
70-75	16
65-70	12
60-65	7
<60	2

Paper Code	faculty name
KHU801	Dr. Rajeev Ranjan
KOE083	Ms. Pragti Tripathi
KOE094	Dr. Setu Garg

K. Jayant
 Director
 I.T.S Engineering College
 Greater Noida

H-10-14
 CHANU SINGH
[Signature]

7th SEMESTER

S. No.	Subject Name	Subject Code	Faculty Name	Section	Pass %	Average Marks	Pass %	Average Marks	Pass %	Average Marks	Pass %	Average Marks	Pass %	Average Marks	Pass %	Average Marks
					TARGET, 2023-24		LAST 3 YEARS AVERAGE		TARGET, 2022-23		2022-23		2021-22		2020-21	
					1	RURAL DEVELOPMENT: ADMINISTRATION AND PLANNING	KHU801	Dr. Rajeev Ranjan		100.00	50	100.00	54.46	100.00	50	100.00
2	ENTREPRENEURSHIP DEVELOPMENT	KOE083	Ms. Pragti Tripathi		100.00	50	94.44	46.59	100.00	50	97.50	55.45	94.44	46.59	N/A	N/A
3	DIGITAL AND SOCIAL MEDIA MARKETING	KOE094	Dr. Setu Garg		100.00	50	100.00	53.72	100.00	50	100.00	46.63	100.00	53.72	N/A	N/A
											95			94.44		

K. Garg

Director
ITS Engineering College
Greater Noida

H. Singh
(MANU SINGH)

PP

2022-23

ELECTRONICS & COMMUNICATION ENGINEERING DEPARTMENT
RESULT ANALYSIS 8TH SEMESTER

LIST OF TOP STUDENTS

S.NO.	ROLL NUMBER	STUDENT'S NAME	%
1	1902220310027	PRAGATI RAI	78.12
2	1902220310026	PLAKSHI TOMAR	77.76
3	1902220310032	SACHIN	75.41
4	1902220310003	AINUL HASAN	74.82
5	1902220310020	MOHD MUDASSIR	74.82
6	1902220310041	SONAL SOURAV	74.00
7	1902220310046	UTKARSH SRIVASTAVA	73.41
8	1902220310019	MD ADIL HUSSAIN	73.29
9	1902220310045	SUYASH SHUKLA	73.29
10	1902220310039	SHIVAM RAJPOOT	72.82

LIST OF WEAK STUDENTS

S.NO.	ROLL NUMBER	STUDENT'S NAME	%
1	1902220310029	PRIYESH RAI	24.12
2	1902220310035	SAURAV BHARTI	28.59
3	1902220310008	AVIRAL VARSHNEY	60.82
4	1902220310037	SHASHI KANT	62.35
5	1902220310012	DEEPAK SHARMA	62.47
6	1902220310010	BALRAJ SINGH	63.06
7	1902220310044	SUNIL KUMAR PATEL	63.65
8	1902220310040	SIDDHI SINGH	64.82
9	1902220310002	ADEEB KHAN	64.94
10	1902220310006	ANUSHREE BHUI	65.18

A. Jayaram
Director
ITS Engineering College
Greater Noida

M. Jais
(MANU SINGH)

PP



The Education Group
Greater Noida
(Estab. : 1995)

I.T.S ENGINEERING COLLEGE
GREATER NOIDA
(A NAAC Accredited Engineering College)

2022-23

ELECTRONICS & COMMUNICATION ENGINEERING DEPARTMENT
RESULT ANALYSIS III SEMESTER
ODD SEMESTER

Sl. No.	Roll No	Student Name	MARKS OBTAINED: SUBJECT CODE																		No. of CP	SUBJECT CODE (CARRY OVER)	Grand Total	Percent	SGPA	Statu Res	
			KOE035		KAS301		KEC301		KEC302		KEC303		KEC351		KEC352		KEC353		KEC 354	KNC301							
			Int (50)	Ext (100)	Int (50)	Ext (100)	Int (50)	Ext (100)	Int (50)	Ext (100)	Int (50)	Ext (100)	Int (25)	Ext (25)	Int (25)	Ext (25)	Int (25)	Ext (25)		Int (50)							Int (25)
1	2102220310001	Aadarsh	42	73	44	58	49	60	40	55	42	59	22	21	22	22	21	21	49	24	26	0	NA	700	73.68	7.77	PA
2	2102220310002	Abhay Sharma	49	69	49	53	47	51	49	70	49	69	23	22	24	24	24	23	46	24	40	0	NA	741	78.00	8.08	PA
3	2102220310005	Aditya Rana	38	45	39	35	39	50	32	14	31	16	19	18	19	20	19	20	42	19	24	2	KEC-302,KEC-303	496	52.21	4.36	PC
4	2102220310006	Aditya Shankar	34	50	47	48	39	30	38	45	35	37	20	20	22	21	19	21	48	23	22	0	NA	574	60.42	6.41	PA
5	2102220310007	Akmal Hussain	42	67	41	49	42	73	43	65	45	61	21	20	21	21	22	22	43	21	35	0	NA	698	73.47	8.05	PA
6	2102220310008	Alok Kumar Singh	36	30	30	70	37	49	36	72	37	53	21	21	20	21	22	22	41	17	24	0	NA	618	65.05	6.82	PA
7	2102220310009	Ashwin Yadav	40	30	41	42	38	40	39	53	40	38	20	20	23	21	21	22	47	21	20	0	NA	575	60.53	6.59	PA
8	2102220310010	Avinash A B Roy	34	41	34	45	37	49	34	42	33	43	19	17	18	20	20	19	48	19	25	0	NA	553	58.21	6.45	PA
9	2102220310011	Bhumika Pal	43	74	49	60	47	68	44	62	42	44	22	20	23	23	22	21	42	19	32	0	NA	706	74.32	7.95	PA
10	2102220310012	Devraj Singh	33	38	34	30	42	35	43	30	36	37	18	18	21	22	18	19	49	17	16	0	NA	523	55.05	5.73	PA
11	2102220310013	Gautam Negi	43	51	35	69	30	45	38	51	30	47	15	17	15	22	15	19	43	16	19	0	NA	585	61.58	6.64	PA
12	2102220310014	Harshit Raj	42	56	43	74	42	50	40	40	38	31	19	20	20	20	21	20	45	19	21	0	NA	621	65.37	7.05	PA
13	2102220310016	Md. Gulab Nabi	30	2	37	51	32	37	31	30	30	21	19	17	19	19	19	19	39	16	20	2	KOE-035,KEC-303	452	47.58	3.91	PC
14	2102220310018	Md Tausif Raja	31	41	35	58	35	52	31	73	32	49	15	16	15	19	15	16	38	15	29	0	NA	571	60.11	6.36	PA
15	2102220310021	Rakesh Kumar	41	53	42	58	40	50	33	38	35	48	19	19	20	22	19	20	45	17	29	0	NA	602	63.37	6.82	PA
16	2102220310022	Riya Chaudhary	42	32	44	64	46	55	36	62	39	42	21	20	21	21	22	20	42	22	27	0	NA	629	66.21	7.00	PA
17	2102220310023	Sahwag Raj	34	49	35	36	33	30	31	40	33	32	15	16	15	18	15	16	44	16	37	0	NA	492	51.79	5.32	PA
18	2102220310024	Sahzaad Bhatti	35	40	39	50	32	32	31	53	35	47	19	19	19	21	19	19	45	17	32	0	NA	555	58.42	6.14	PA
19	2102220310026	Shushant	40	40	37	48	33	24	37	31	35	31	20	20	20	20	19	19	46	17	16	1	KEC-301	520	54.74	5	PC
20	2102220310027	Siddharth Kumar	34	56	35	54	36	47	35	80	38	64	19	19	18	20	18	20	48	18	24	0	NA	640	67.37	7.14	PA
21	2102220310028	Sneha	37	42	32	42	37	34	33	32	33	41	20	18	21	21	18	41	22	23	0	NA	522	54.95	5.64	PA	
22	2102220310029	Sonu Kumar	34	33	40	50	39	38	30	54	33	47	15	16	15	19	16	40	15	25	0	NA	534	56.21	6.05	PA	
23	2102220310030	Urvesh Saifi	38	60	43	48	40	58	38	55	40	47	22	21	22	21	22	21	28	17	28	0	NA	645	67.89	7.27	PA
24	2202220319001	Abhijeet	37	37	36	52	33	40	34	41	31	20	19	18	20	20	18	38	17	20	1	KEC-303	512	53.89	5.23	PC	
25	2202220319002	Rahul	40	59	40	73	40	55	40	59	35	52	20	19	22	22	22	47	18	26	0	NA	662	69.68	7.32	PA	

ITS Engineering College
Greater Noida
Director

Manish CHANDU



The Education Group
Ghaziabad, Greater Noida
(Estd. : 1995)

I.T.S ENGINEERING COLLEGE GREATER NOIDA (A NAAC Accredited Engineering College)

2022-23
ELECTRONICS & COMMUNICATION ENGINEERING DEPARTMENT
RESULT ANALYSIS III SEMESTER
ODD SEMESTER

	BASIC DATA STRUCTURE & ALGORITHMS		TECHNICAL COMMUNICATION		ELECTRONIC DEVICES		DIGITAL SYSTEM DESIGN		NETWORK ANALYSIS AND SYNTHESIS		ED Lab		DSD Lab		NAS Lab		Mini Project	CSS		
	KOE035		KAS301		KEC301		KEC302		KEC303		KEC351		KEC352		KEC353		KEC354	KNC301		
	Internal (50)	External (100)	Internal (50)	External (100)	Internal (50)	External (100)	Internal (50)	External (100)	Internal (50)	External (100)	Internal (25)	External (25)	Internal (25)	External (25)	Internal (25)	External (25)	Internal (50)	External	Internal	
	KOE035		KAS301		KEC301		KEC302		KEC303		KEC351		KEC352		KEC353		KEC354	KNC301		
Average Marks	37.96	46.72	39.24	52.68	38.60	46.08	36.64	49.88	36.28	43.04	19.28	18.88	19.80	20.80	19.32	19.64	44.20	18.64	25.60	
Percentage Range	≥80	11	0	12	0	10	0	7	1	6	0	12	11	16	21	11	13	22	7	1
	70-80	6	2	9	3	9	1	8	3	10	0	9	8	5	4	10	9	3	6	2
	70-60	8	3	4	3	6	2	10	3	9	3	4	6	4	0	4	3	0	12	2
	60-50	0	6	0	9	0	8	0	7	0	3	0	0	0	0	0	0	0	0	8
	50-40	0	7	0	7	0	6	0	5	0	10	0	0	0	0	0	0	0	0	9
40-30	0	6	0	3	0	7	0	5	0	6	0	0	0	0	0	0	0	0	3	
No. of Fail Students	0	1	0	0	0	1	0	1	0	3	0	0	0	0	0	0	0	0	0	
Pass %	100.00	96.00	100.00	100.00	100.00	96.00	100.00	96.00	100.00	88.00	100.00	100.00	100.00	100.00	100.00	100.00	100.00	100.00	100.00	
Grand Total Pass %	84																			

Grand Total Percentage Range	No. of Students
≥80	0
75-80	0
70-75	2
65-70	5
60-65	5
<60	10

Paper Code	faculty name
KOE 035	MR. Aditya Dayal Tyagi
KAS 301	Dr. Garima rajput
KEC 301	Mr. Shahid Khan
KEC 302	Manju Singh
KEC 303	Mr. Agha Asim Hussain
KNC301	Dr. Kuldeep malik

Manju Singh
Director
I.T.S Engineering College
Greater Noida
Manju Singh
(MANJU)

IIIIRD SEMESTER																		
S. No.	Subject Name	Subject Code	Faculty Name	Section	Pass %	Average Marks	Pass %	Average Marks	Pass %	Average Marks	Pass %	Average Marks	Pass %	Average Marks	Pass %	Average Marks	Pass %	Average Marks
					TARGET, 2023-24	LAST 3 YEARS	TARGET, 2022-23	2022-23	2021-22	2020-21	2019-20							
1	BASIC DATA STRUCTURE & ALGORITHMS	KOE 035	Mr. Aditya Dayal Tyagi	NA	90	50	90.91	48.00	90	40	96.00	46.72	90.91	48.00	NA	NA	NA	NA
2	TECHNICAL COMMUNICATION	KAS 301	Dr. Garima Rajput	NA	100	55	96.46	49.09	95	45	100.00	52.68	95.45	51.05	95.74	48.11	98.18	48.11
3	ELECTRONIC DEVICES	KEC 301	Mr. Shahid Khan	NA	90	50	87.16	43.23	90	40	96.00	46.08	90.91	48.32	85.11	39.96	85.45	41.42
4	DIGITAL SYSTEM DESIGN	KEC 302	Manju Singh	NA	90	50	77.35	41.23	85	40	96.00	49.88	86.36	47.27	76.60	35.85	69.09	40.56
5	NETWORK ANALYSIS AND SYNTHESIS	KEC 303	Mr. Agha Asim Hussain	NA	90	50	63.39	33.38	85	40	88.00	43.04	72.73	36.00	57.45	29.26	60.00	34.87
6	CSS	KNC301	Dr. Kuldeep Malik	NA	100	25	NA	NA	100	25	100.00	25.60	NA	NA	NA	NA	NA	NA
Overall Pass Percentage %											84	68.18	46.8	43.26				

Rayans
Director
ITS Engineering College
Greater Noida

Manju
(MANJU)

PP



L.T.S ENGINEERING COLLEGE
GREATER NOIDA
(A NAAC Accredited Engineering College)

2022-23
ELECTRONICS & COMMUNICATION ENGINEERING DEPARTMENT
RESULT ANALYSIS V SEMESTER

Roll No	Student Name	MARKS OBTAINED: SUBJECT CODE																				No. of CP	SUBJECT CODE (CARRY OVER)	Total Internal (375)	Total External (575)	Grand Total 950	Percent		Status of Result
		KEC501 (IC)		KEC502 (MPMC)		KEC503 (DSP)		KEC505 (VLSI)		KEC507 (EIM)		KEC551 (ICLAB)		KEC552 (MPMC LAB)		KEC553 (DSP LAB)		KEC554 (MINI PROJE CT)		KNC 501 (CIE)									
		Int (50)	Extl (100)	Int (50)	Extl (100)	Int (50)	Extl (100)	Int (50)	Extl (100)	Int (50)	Extl (100)	Int (25)	Extl (25)	Int (25)	Extl (25)	Int (25)	Extl (25)	Int (25)	Extl (25)	Internal (50)	Extl (100)								
2002220310001	Abhinav Kumar Kanth	31	30	31	49	30	24	30	51	32	55	18	18	18	17	18	16	38	15	28	1	KEC503	246	260	506	53.26	4.86	PCP	
2002220310002	Abhishek Yadav	45	51	41	41	44	66	48	56	41	51	24	20	24	22	23	20	45	25	40	0		335	327	662	69.68	7.45	PASS	
2002220310003	Aman Pratap Singh	43	40	37	33	44	56	35	36	37	30	24	18	24	21	24	20	45	18	17	0		313	254	567	59.68	6.23	PASS	
2002220310004	Ambika	37	15	37	30	41	34	40	55	45	40	24	20	24	22	24	16	49	24	38	1	KEC501	321	232	553	58.21	5.32	PCP	
2002220310005	Ayush Raj	34	30	32	17	31	38	33	39	32	25	19	18	19	20	19	17	34	18	28	2	KEC502, KEC057	253	204	457	48.11	3.73	PCP	
2002220310006	Divya Verma	48	56	43	55	50	75	50	73	43	68	25	23	25	23	25	23	49	23	36	0		358	396	754	79.37	8.32	PASS	
2002220310007	Harshit Mishra	31	14	31	13	31	1	32	30	33	15	19	20	19	15	19	19	39	17	15	4	KEC501, KEC502, KEC503, KEC057	254	127	381	40.11	1.95	PCP	
2002220310008	Kanchan Gupta	44	40	39	57	45	78	42	39	40	54	21	21	21	20	24	19	43	22	35	0		319	328	647	68.11	7.41	PASS	
2002220310009	Kashish Solan	42	51	32	49	46	63	34	42	37	48	22	21	22	19	22	18	41	19	25	0		298	311	609	64.11	7.09	PASS	
2002220310010	Kavita Yadav	31	41	30	36	31	37	32	36	33	30	18	16	18	16	19	16	32	16	25	0		244	228	472	49.68	5.09	PASS	
2002220310011	Komal Nagar	44	53	37	65	41	72	39	49	41	41	24	18	24	22	24	18	40	18	15	0		314	338	652	68.63	7.32	PASS	
2002220310012	Lokesh Bisht	44	65	45	72	42	75	38	52	41	58	24	23	24	24	23	18	46	21	23	0		327	387	714	75.16	8.05	PASS	
2002220310014	Prashant Kumar	38	40	37	50	39	56	41	39	37	36	22	20	22	24	22	19	39	20	23	0		297	284	581	61.16	6.59	PASS	
2002220310016	Rahul Raj	36	17	34	30	34	37	33	17	35	39	23	18	22	18	22	23	44	18	24	2	KEC501, KEC053	283	199	482	50.74	4.00	PCP	
2002220310017	Raju Kumar	31	30	30	8	30	22	31	30	30	30	15	15	15	17	15	18	30	15	23	2	KEC502, KEC503	227	170	397	41.79	3.09	PCP	
2002220310020	Suman Kumar	39	30	37	32	39	56	33	49	35	60	23	18	23	21	22	22	41	23	25	0		292	288	580	61.05	6.50	PASS	
2002220310021	Umesh Kumar	34	50	34	36	32	31	33	48	33	48	22	18	22	20	22	18	40	19	32	0		272	269	541	56.95	6.00	PASS	
2002220310022	Vikram Kumar Jha	48	60	48	44	48	72	48	58	40	66	24	23	24	22	24	23	47	25	36	0		351	368	719	75.68	8.36	PASS	
2102220319001	Navdeep Thakur	37	30	33	35	36	30	41	30	36	40	22	18	22	18	22	17	44	21	17	0		293	218	511	53.79	5.45	PASS	
2102220319002	Praveen	45	50	50	55	48	69	44	52	50	57	24	23	25	21	24	21	46	24	29	0		356	348	704	74.11	8.05	PASS	
2102220319003	Prashant Kumar	50	40	39	31	46	50	45	34	48	58	25	23	24	22	24	20	45	25	26	0		346	278	624	65.68	7.14	PASS	
1902220310001	AAMIR AZAZ (readmitted)	30	9	30	30	30	16	30	32	32	26	15	18	15	18	16	15	35	16	15	3	KEC501, KEC503, KEC057	233	164	397	41.79	2.59	PCP	
1902220310011	DEEPAK MANDAL (readmitted)																						0	0	0	0.00		NOT DECLARED	
1902220310047	VIVEK KUMAR (readmitted)	34	17	34	22	32	35	35	17	35	15	22	21	22	20	22	20	35	19	20	4	KEC501, KEC502, KEC053, KEC057	271	166	437	46.00	2.32	PCP	

[Signature]
Director
L.T.S Engineering College
Greater Noida

[Signature]



The Education Group
Ghaziabad • Greater Noida
(Estd. : 1985)

I.T.S ENGINEERING COLLEGE
GREATER NOIDA
(A NAAC Accredited Engineering College)

2022-23
ELECTRONICS & COMMUNICATION ENGINEERING DEPARTMENT
RESULT ANALYSIS V SEMESTER

		MARKS OBTAINED: SUBJECT CODE																			
		KEC501 (IC)		KEC502 (MPMC)		KEC503 (DSP)		KEC053 (VLSI)		KEC057 (EIM)		KEC551 (ICLAB)		KEC552(MPMC LAB)		KEC553 (DSPLAB)		KEC554 MINI PROJECT	KNC 501 (CI)		
		Int (50)	Extl (100)	Int (50)	Extl (100)	Int (50)	Extl (100)	Int (50)	Extl (100)	Int (50)	Extl (100)	Int (25)	Extl (25)	Int (25)	Extl (25)	Int (25)	Extl (25)	Internal (50)	Int (50)	Extl	
Average Marks		38.96	37.35	36.57	38.70	38.70	47.52	37.70	41.91	37.65	43.04	21.70	19.61	21.65	20.09	21.70	18.91	41.17	20.04	25	
Percentage Range	≥80	10	0	5	0	11	0	9	0	9	0	18	14	18	15	18	8	15	11		
	80-70	5	0	7	1	3	5	4	1	7	0	6	10	6	4	6	9	8	7		
	70-60	8	2	11	1	9	3	10	0	7	3	2	2	2	7	2	9	3	7		
	60-50	0	6	0	4	0	4	0	6	0	6	0	0	0	0	0	0	0	1		
	50-40	0	5	0	4	0	0	0	4	0	5	0	0	0	0	0	0	0	0		
	40-30	0	5	0	9	0	7	0	10	0	5	0	0	0	0	0	0	0	0		
No. of Fail Students		0	5	0	4	0	4	0	2	0	4	0	0	0	0	0	0	0	0		
Pass %		100.00	81.48	100.00	85.19	100.00	85.19	100.00	92.59	100.00	85.19	100.00	100.00	100.00	100.00	100.00	100.00	100.00	100.00	10	
Grand Total Pass %		65.21																			

Grand Total Percentage Range	No. of Students
≥80	0
75-80	3
70-75	1
65-70	4
60-65	3
<60	16

Paper Code	faculty name
KEC501	Dr. Setu Garg
KEC502	Ms. Manju Singh
KEC503	Mr. Navneet Kumar
KEC053	Mr. Prabhakar Sharma
KEC057	Dr. Praveen Bhola

Manju Singh
Manju Singh
Director
ITS Engineering College
Greater Noida

Vth SEMESTER

S. No.	Subject Name	Subject Code	Faculty Name	Section	Pass %	Average Marks	Pass %	Average Marks	Pass %	Average Marks	Pass %	Average Marks	Pass %	Average Marks	Pass %	Average Marks
					TARGET, 2022-23	LAST 3 YEARS	TARGET, 2021-22	2022-23	2021-22	2020-21						
1	INTEGRATED CIRCUITS	KEC 501	DR. SETU GARG	NA	90.00	40.00	90.99	38.60	90.00	45.00	81.48	37.35	97.78	47.67	85.19	38.11
2	Microprocessor & Microcontroller	KEC 502	MS. MANJU SINGH	NA	90.00	40.00	94.32	43.98	90.00	45.00	85.19	38.70	86.67	43.27	96.30	47.69
3	DIGITAL SIGNAL PROCESSING	KEC 503	MR. NAVNEET Kumar	NA	90.00	45.00	84.05	37.86	90.00	45.00	85.19	47.50	80.00	37.09	98.15	46.96
4	VLSI	KEC 053	Mr. Prabhakar Sharma	NA	90.00	45.00	88.89	41.64	90.00	45.00	92.59	41.91	88.89	41.64	NA	NA
5	Electronic Instrumentation & measurement	KEC 057	Dr. Praveen Bholā	NA	90.00	45.00	NA	NA	90.00	45.00	85.19	43.04	NA	NA	NA	NA
Overall Pass Percentage %											65.21	57.77	64.81			

[Signature]
Director
ITS Engineering College
Greater Noida

[Signature]
Manju
(MANJU)

S.No	Roll No	Student Name	MARKS OBTAINED: SUBJECT CODE												No. of CP	SUBJECT CODE (CARRY OVER)	Grand Total	Percent	SGPA	Star
			KHU702 (PME)		KEC074 (MWR)		KEC076 (WLMC)		KOE074 (RER)		KEC751D (Mwlab)		KEC752 (MP)	KEC753 (PRO 1)						
			Internal (50)	External (100)	Internal (50)	External (100)	Internal (50)	External (100)	Internal (50)	External (100)	Internal (25)	External (25)	Internal (50)	Internal (150)						
		850	%	10	PA	CH	OM	T												
1	1902220310002	ADEEB KHAN	36	47	42	39	37	31	39	43	21	21	31	129	0		516	60.71	6.72	F
2	1902220310003	AINUL HASAN	37	69	41	47	40	48	46	52	22	20	47	138	0		607	71.41	7.78	F
3	1902220310004	AISHWARYA SENGAR	37	75	41	27	41	37	39	66	24	19	38	91	1	KEC074	535	62.94	6.17	F
4	1902220310005	AJAY PRASAD	38	38	41	16	40	54	41	42	22	20	43	95	1	KEC074	490	57.65	5.72	F
5	1902220310006	ANUSHREE BHUI	37	42	42	40	39	41	40	46	21	19	31	95	0		493	58.00	6.44	F
6	1902220310007	AVINASH SINGH	36	60	41	43	41	51	39	46	23	21	36	90	0		527	62.00	6.83	F
7	1902220310008	AVIRAL VARSHNEY	37	31	40	18	41	37	39	30	22	18	36	90	1	KEC074	439	51.65	5.17	F
8	1902220310009	AYUSH PATEL	36	62	37	37	38	52	41	48	20	18	31	109	0		529	62.24	6.78	F
9	1902220310010	BALRAJ SINGH	36	47	35	35	35	25	36	44	18	17	30	91	1	KEC076	449	52.82	5.22	F
10	1902220310012	DEEPAK SHARMA	37	58	38	30	40	36	42	34	22	21	41	112	0		511	60.12	6.78	F
11	1902220310013	DHRUV GUPTA	37	45	40	32	39	32	39	35	23	22	31	109	0		484	56.94	6.22	F
12	1902220310015	GOVIND KUMAR JHA	38	42	41	05	44	65	39	44	24	19	41	132	1	KEC074	534	62.82	6.33	F
13	1902220310016	KSHAMA SHAKTI	39	37	40	40	43	51	41	43	23	21	35	129	0		542	63.76	7.11	F
14	1902220310017	KSHITIJ UPMANYU	40	44	37	57	40	42	39	50	20	20	31	94	0		514	60.47	6.61	F
15	1902220310018	MADAN MOHAN KUMAR	40	63	38	30	44	44	43	46	22	22	37	135	0		564	66.35	7.17	F
16	1902220310019	MD ADIL HUSSAIN	36	58	48	46	43	55	37	68	20	20	47	133	0		611	71.88	7.89	F
17	1902220310020	MOHD MUDASSIR	37	60	38	48	37	48	40	50	20	19	30	112	0		539	63.41	6.94	F
18	1902220310021	MD ARKAM	36	42	38	20	40	34	41	50	22	19	31	133	1	KEC074	506	59.53	5.89	F
19	1902220310022	MUHAMMAD SAKIB	36	40	37	39	38	50	39	22	20	18	45	93	1	KOE074	477	56.12	5.56	F
20	1902220310023	NAVEEN KUMAR GUPTA	39	40	38	39	44	51	39	49	22	20	37	129	0		549	64.59	7.11	F
21	1902220310025	PIYUSH BHARDWAJ	40	54	37	48	41	40	39	41	20	21	35	95	0		511	60.12	6.67	F
22	1902220310026	PLAKSHI TOMAR	37	74	42	68	43	67	40	76	24	24	43	131	0		669	78.71	8.39	F
23	1902220310027	PRAGATI RAI	50	72	50	63	47	65	50	62	24	23	42	133	0		681	80.12	8.56	F
24	1902220310029	PRIYESH RAI	36	49	37	4	38	3	39	31	20	20	30	90	2	KEC074, KFC076	397	46.00	4.28	F

Director
ITS Engineering College
Greater Noida

Head
(CHANDU) *[Signature]*



I.T.S ENGINEERING COLLEGE
GREATER NOIDA
 (A NAAC Accredited Engineering College)

The Education Group
 Ghaziabad • Greater Noida
 (Estd. : 1995)

2022-23
ELECTRONICS & COMMUNICATION ENGINEERING DEPARTMENT
RESULT ANALYSIS EVEN SEMESTER
7th SEMESTER

S.No	Roll No	Student Name	MARKS OBTAINED: SUBJECT CODE												No. of CP	SUBJECT CODE (CARRY OVER)	Grand Total	Percent	SGPA	Stat Re
			KHU702 (PME)		KEC074 (MWR)		KEC076 (WLMC)		KOE074 (RER)		KEC751D (Mwlab)		KEC752 (MP)	KEC753 (PRO 1)						
			Internal (50)	External (100)	Internal (50)	External (100)	Internal (50)	External (100)	Internal (50)	External (100)	Internal (25)	External (25)	Internal (50)	Internal (150)						
25	1902220310030	RAVI KUMAR SHAH	40	75	43	67	38	68	47	55	22	19	31	131	0		636	74.82	8.06	P
26	1902220310031	ROSHAN KUMAR	40	50	48	44	38	50	42	66	20	21	40	132	0		591	69.53	7.67	P
27	1902220310032	SACHIN	43	59	36	67	47	60	40	47	19	21	45	134	0		618	72.71	7.72	P
28	1902220310033	SACHIN KUMAR SINGH	43	59	40	38	47	59	42	63	23	22	46	132	0		614	72.24	7.94	P
29	1902220310034	SAUMYA	42	47	44	38	49	34	48	59	24	23	44	136	0		588	69.18	7.61	P
30	1902220310035	SAURAV BHARTI	35	51	35	21	35	18	35	40	18	18	30	90	2	KEC074, KEC076	426	50.12	4.39	F
31	1902220310036	SHAGUN BENIWAL	37	34	38	45	40	37	46	57	22	22	42	130	0		550	64.71	7.00	P
32	1902220310037	SHASHI KANT	40	44	42	49	38	38	40	56	20	21	31	110	0		529	62.24	7.00	P
33	1902220310038	SHASHWAT PANDEY	40	23	38	34	44	53	41	42	22	22	45	145	1	KHU702	549	64.59	6.28	F
34	1902220310039	SHIVAM RAJPOOT	45	33	40	57	48	60	43	60	23	20	45	115	0		589	69.29	7.50	P
35	1902220310040	SIDDHI SINGH	38	65	41	52	41	60	42	67	23	21	37	122	0		609	71.65	7.78	P
36	1902220310041	SONAL SOURAV	37	63	41	48	40	37	40	54	22	21	45	135	0		583	68.59	7.61	P
37	1902220310044	SUNIL KUMAR PATEL	38	50	43	36	40	37	40	54	20	20	42	128	0		548	64.47	7.17	P
38	1902220310045	SUYASH SHUKLA	42	65	50	41	41	58	43	68	20	21	40	122	0		611	71.88	8.00	P
39	1902220310046	UTKARSH SRIVASTAVA	39	62	42	47	44	61	46	67	23	23	48	140	0		642	75.53	8.17	F
40	2002220319003	RIYAZ AHMED BHAT	36	44	44	43	40	50	48	44	22	20	41	134	0		561	66.00	7.17	F

Rayan
 Director
 ITS Engineering College
 Greater Noida

Hariy
 CHANJU

QJey



I.T.S ENGINEERING COLLEGE
GREATER NOIDA
 (A NAAC Accredited Engineering College)

The Education Group
 Ghaziabad • Greater Noida
 (Estd. : 1995)

2022-23
ELECTRONICS & COMMUNICATION ENGINEERING DEPARTMENT
RESULT ANALYSIS EVEN SEMESTER
 7th SEMESTER

		MARKS OBTAINED: SUBJECT CODE											
		KHU702 (PME)		KEC074(MWR)		KEC076(WLMC)		KOE074 (RER)		KEC751D(Mwlab)		KEC752 (MP)	KEC753 (PRO 1)
		Internal (50)	External (100)	Internal (50)	External (100)	Internal (50)	External (100)	Internal (50)	External (100)	Internal (25)	External (25)	Internal (50)	Internal (150)
Average Marks		38.58	51.83	40.60	39.95	41.08	45.98	41.13	50.43	21.55	20.48	38.28	118.10
Percentage Range	≥80	13	0	25	0	28	0	26	0	37	29	40	23
	80-70	27	4	15	0	12	0	14	1	3	10	0	6
	70-60	0	9	0	4	0	8	0	9	0	1	0	11
	60-50	0	8	0	3	0	12	0	10	0	0	0	0
	50-40	0	13	0	14	0	6	0	15	0	0	0	0
	40-30	0	5	0	12	0	11	0	4	0	0	0	0
No. of Fail Students		0	1	0	7	0	3	0	1	0	0	0	0
Pass %		100.00	97.50	100.00	82.50	100.00	92.50	100.00	97.50	100.00	100.00	100.00	100.00
Grand Total Pass %		75.00											

Grand Total Percentage Range	No. of Students
≥80	1
75-80	2
70-75	7
65-70	6
60-65	15
<60	9

Paper Code	faculty name
KHU702	Dr. Rajeev Rannjan
KEC074	Mr. Navneet
KEC076	Mr. Prabhakar Sharma
KOE074	Dr. Monika Jain

Rajeev Rannjan
 Director
 ITS Engineering College
 Greater Noida

1/12/24
 (CHANJU)

Rajeev Rannjan

7th SEMESTER

S. No.	Subject Name	Subject Code	Faculty Name	Section	Pass %	Average Marks	Pass %	Average Marks	Pass %	Average Marks	Pass %	Average Marks	Pass%	Average Marks	Pass%	Average Marks
					TARGET, 2023-24		LAST 3 YEARS AVERAGE		TARGET, 2022-23		2022-23		2021-22		2020-21	
1	Project management & Entrepreneurship	KHU702	Dr. Rajeev Rannjan	NA	100.00	45.00	100.00	52.26	100.00	45.00	97.50	51.83	100.00	52.26	NA	NA
2	Microwave & Radar Engineering	KEC074	Mr. Navneet	NA	100.00	45.00	90.74	39.80	100.00	45.00	82.50	39.95	90.74	39.80	NA	NA
3	Wireless & mobile Communication	KEC076	Mr. Prabhakar Sharma	NA	100.00	45.00	98.10	44.25	100.00	45.00	92.50	45.98	98.15	53.06	97.96	41.55
4	Renewable energy resources	KOE074	Dr. Monika Jain	NA	100.00	45.00	98.78	50.28	100.00	45.00	97.50	50.43	98.15	50.87	100.00	57.73
											75	88.88	83.63			

Rayans
Director
ITS Engineering College
Greater Noida
1/1/24
(MIANJU)
9/1/24

S.No	Roll No	Student Name	Section	MARKS OBTAINED: SUBJECT CODE																No. of CP	SUBJECT CODE (CARRY OVER)	Total Internal (575)	Total External (375)	Grand Total 950	Percent %	Status of Result						
				MATHS-IV		UHV		DST		COA		DSL		DST LAB		CO LAB		DSL LAB									Project		Python			
				KAS302		KVE301		KCS301		KCS302		KCS303		KCS352		KCS352		KCS353									KCS354		KNC302			
				Internal (50)	External (100)	Internal (50)	External (100)	Internal (50)	External (100)	Internal (50)	External (100)	Internal (50)	External (100)	Internal (25)	External (25)	Internal (25)	External (25)	Internal (25)	External (25)								Internal (50)	External (50)	Internal (25)	External (25)		
1	2102220100051	Ashutosh Anand	B	27	40	42	56	28	38	29	45	30	64	19	23	20	19	17	19	29	17	16	CP(0)		241	304	545	57.37	5.68	PASS		
2	2102220100052	Atul Sharma	B	42	58	45	55	45	57	40	67	42	71	21	24	24	20	25	25	42	14	26	CP(0)		326	377	703	74.00	7.77	PASS		
3	2102220100053	Avinash Tripathi	B	34	39	35	51	32	58	32	30	33	35	20	21	20	19	21	21	30	18	18	CP(0)		257	274	531	55.89	5.91	PASS		
4	2102220100054	Ayush Raj	B	27	5	27	37	28	19	28	31	28	17	17	21	21	20	20	20	32	14	17	CP(4)	S302,KCS301,KCS302,KCS303	228	170	398	41.89	2.05	PCP		
5	2102220100055	Ayush Raj	B	27	18	27	30	28	22	27	37	27	51	18	20	19	20	16	19	30	14	21	CP(3)	KAS302,KVE301,KCS301	219	217	436	45.89	2.95	PCP		
6	2102220100056	Ayush Roy	B	28	20	29	48	32	38	30	49	27	17	18	19	20	19	19	31	14	17	CP(2)	KAS302,KCS303	233	229	462	48.63	4.23	PCP			
7	2102220100057	Ayush Tripathi	B	28	30	42	43	29	30	31	50	31	59	17	21	21	20	22	26	18	25	CP(2)	KAS302,KCS301	245	275	520	54.74	4.32	PCP			
8	2102220100058	Ayush Trivedi	B	30	23	47	51	34	30	35	53	32	30	18	23	20	19	19	24	24	23	45	21	28	CP(0)	KAS302	349	367	716	75.37	8.09	PASS
9	2102220100059	Chahat Ladhani	B	50	83	45	51	49	60	45	51	46	53	22	24	23	24	24	23	45	21	28	CP(0)		315	326	641	67.47	7.00	PASS		
10	2102220100061	Danish Ahmed	B	42	47	41	40	43	61	38	47	38	63	24	22	23	23	23	42	19	17	CP(0)		295	296	591	62.21	6.45	PASS			
11	2102220100062	Deepak Sharma	B	34	30	41	51	36	53	32	46	34	47	22	21	24	24	24	47	21	16	CP(0)		295	296	591	62.21	6.45	PASS			
12	2102220100063	Deepak Singh	B	29	30	41	45	37	30	37	51	31	50	18	18	20	20	20	22	46	19	21	CP(0)	KAS302	279	266	545	57.37	5.09	PASS		
13	2102220100064	Deepanshu Sharma	B	39	40	40	46	40	62	38	59	35	47	21	21	22	23	21	21	46	21	29	CP(0)		302	319	621	65.37	7.00	PASS		
14	2102220100066	Dev Rathore	B	37	54	42	56	45	51	31	49	37	30	22	22	22	23	24	23	48	21	24	CP(0)		308	308	616	64.84	6.91	PASS		
15	2102220100068	Dhriti Shekhar	B	33	30	43	51	37	39	35	55	31	39	22	22	19	21	18	20	40	19	32	CP(0)		278	277	555	58.42	6.32	PASS		
16	2102220100069	Dhruv Kumar	B	48	83	50	75	50	59	48	56	50	75	22	23	24	24	25	25	47	25	25	CP(0)		364	420	784	82.53	8.64	Pass		
17	2102220100071	Divyanshu Singh	B	30	35	40	51	33	44	32	45	30	30	18	23	23	22	20	20	41	18	16	CP(0)		267	270	537	56.53	6.09	Pass		
18	2102220100072	Gagan Sahu	B	41	56	34	50	41	64	42	80	33	33	20	22	22	23	21	21	41	21	32	CP(0)		295	349	644	67.79	7.41	Pass		
19	2102220100074	Gungun Saluja	B	47	89	44	61	47	66	47	54	46	69	21	23	21	24	25	25	48	24	33	CP(0)		346	411	757	79.68	8.50	Pass		
20	2102220100075	Harjeet Singh	B	38	44	42	58	41	51	44	61	39	67	21	22	22	20	23	23	41	21	31	CP(0)		311	346	657	69.16	7.55	Pass		
21	2102220100076	Harsh Bhardwaj	B	39	51	36	45	37	46	35	67	35	40	18	20	18	20	22	22	30	18	21	CP(0)		270	311	581	61.16	6.73	Pass		
22	2102220100077	Harsh Kumar Patel	B	47	87	43	60	50	73	50	66	44	63	24	20	24	23	25	44	24	30	CP(0)		351	417	768	80.84	8.50	Pass			
23	2102220100078	Harsh Pandey	B	37	34	36	41	37	45	37	45	39	50	23	18	21	21	21	20	38	18	19	CP(0)		276	302	578	60.84	6.55	Pass		
24	2102220100079	Harsh Rajput	B	34	58	34	37	35	58	33	53	32	33	21	18	22	23	23	22	42	16	28	CP(0)		256	253	509	53.58	5.41	Pass		
25	2102220100081	Harshit Kumar Dwivedi	B	34	32	37	47	32	32	30	50	32	30	18	18	22	21	22	23	29	17	15	CP(0)		270	311	581	61.16	6.73	Pass		
26	2102220100082	Harshvardhan Pathak	B	30	48	35	44	31	43	28	51	31	30	17	ABS	22	21	21	22	27	18	28	CP(1)	KCS351	242	#VALUE!	#VALUE!	#VALUE!	5.55	PCP		
27	2102220100083	Himanshi Bhardwaj	B	37	48	31	57	36	42	34	64	32	35	21	19	21	20	21	20	35	17	16	CP(0)		268	305	573	60.32	6.41	Pass		
28	2102220100084	Hiresh Kumar	B	29	35	32	50	31	51	30	50	32	55	17	18	23	20	22	20	29	16	18	CP(0)		245	299	544	57.26	6.00	Pass		
29	2102220100085	Isha Deol	B	42	41	43	35	40	49	40	35	36	36	19	22	24	22	23	23	46	23	23	CP(0)		313	263	576	60.63	6.55	Pass		
30	2102220100086	Ishika Saxena	B	39	31	41	69	40	38	47	58	36	30	19	22	22	21	22	23	49	25	28	CP(0)		315	292	607	63.89	6.82	Pass		
31	2102220100088	Kalpna Kushwaha	B	32	40	42	53	36	41	35	71	35	56	23	21	21	20	22	21	38	19	23	CP(0)		284	323	607	63.89	6.95	Pass		
32	2102220100089	Kamal Singh	B	41	48	42	47	42	54	41	47	39	56	20	21	21	20	21	20	32	20	34	CP(0)		299	313	612	64.42	6.77	Pass		
33	2102220100090	Karan Kumar	B	36	42	34	51	36	45	30	42	34	51	15	22	17	19	22	20	35	18	22	CP(0)		259	292	551	58.00	6.23	Pass		
34	2102220100091	Kartikey Keshari	B	47	62	42	67	50	62	47	59	46	46	23	24	23	23	25	25	41	22	32	CP(0)		344	368	712	74.95	8.18	Pass		
35	2102220100092	Kartikey Shukya	B	31	12	36	66	29	8	28	43	36	51	16	21	18	22	23	22	36	17	32	CP(2)	KAS302,KCS301	253	245	498	52.42	4.27	PCP		
36	2102220100095	Kishan Tripathi	B	32	30	36	63	35	31	35	51	32	19	19	23	21	23	22	47	17	21	CP(1)	KCS303	279	262	541	56.95	5.18	PCP			
37	2102220100096	Krish Verma	B	39	53	42	45	48	75	40	44	41	55	23	22	22	22	24	22	48	22	31	CP(0)		327	338	665	70.00	7.55	Pass		
38	2102220100097	Krishna Kumar Ojha	B	30	35	32	50	30	44	30	49	32	48	15	22	18	20	22	21	36	19	22	CP(0)		245	289	534	56.21	5.86	Pass		
39	2102220100099	Kunwar Bhagat Singh	B	37	71	41	68	32	57	41	50	48	61	22	24	22	23	25	25	38	19	29	CP(0)		306	379	685	72.11	7.73	Pass		
40	2102220100100	Kushagra Gangwar	B	38	31	39	57	38	40	39	46	39	46	21	21	21	20	22	22	40	20	17	CP(0)		297	283	580	61.05	6.50	Pass		
41	2102220100101	Lakshya Pratap Singh	B	35	44	36	57	35	31	37	33	35	32	21	22	20	20	22	22	34	18	23	CP(0)		275	261	536	56.42	5.77	Pass		
42	2202220109008	Krishna Bhardwaj	B	33	17	37	38	29	12	29	49	30	45	15	17	18	20	18	21	31	17	7	CP(2)	KAS302,KCS301	240	219	459	48.32	4.09	PCP		
43	2202220109011	Mir Sabreena	B	33	30	49	38	35	38	37	54	30	35	23	23	22	22	22	22	46	18	19	CP(0)		297	262	559	58.84	6.00	Pass		

Ashu
HOD - CSE
I.T.S. Engineering College

S.No	Roll No	Student Name	Section	MARKS OBTAINED: SUBJECT CODE																		No. of CP	SUBJECT CODE (CARRY OVER)	Total Internal (575)	Total External (375)	Grand Total 950	Percent %	Status of Result		
				MATHS-IV		UHV		DST		COA		DSL		DST LAB		CO LAB		DSL LAB		Project									Python	
				KAS302		KVE301		KCS301		KCS302		KCS303		KCS351		KCS352		KCS353		KCS354									KNC302	
				Internal (50)	External (100)	Internal (50)	External (100)	Internal (50)	External (100)	Internal (50)	External (100)	Internal (50)	External (100)	Internal (25)	External (25)	Internal (25)	External (25)	Internal (25)	External (25)	Internal (50)	External (50)								Internal (25)	External (25)
1	2102220100103	Lokesh Sharma	C	34	50	42	53	36	35	35	42	36	41	21	21	20	22	20	21	40	17	16	CP(0)		284	285	569	59.89	6.50	Pass
2	2102220100104	Manasvi Lalit	C	39	37	46	30	45	30	39	56	42	44	23	22	23	22	22	23	47	19	30	CP(0)		326	264	590	62.11	6.91	Pass
3	2102220100105	Manish Kumar Raj	C	30	38	42	50	41	55	35	75	39	54	16	23	15	19	16	23	44	21	32	CP(0)		272	337	609	64.11	6.95	Pass
4	2102220100106	Manish Verma	C	37	64	43	38	42	51	39	53	42	63	21	22	17	20	20	23	44	21	32	CP(0)		305	334	639	67.26	7.32	Pass
5	2102220100107	Manjeet Kumar Mishra	C	33	41	43	60	37	47	36	58	38	58	22	21	22	21	21	22	25	15	22	CP(0)		277	328	605	63.68	6.68	Pass
6	2102220100108	Mayank Yadav	C	42	54	49	47	45	41	38	65	45	68	23	23	21	23	21	22	35	20	23	CP(1)	KCS301	278	306	584	61.47	5.86	PCP
7	2102220100109	Md Adil Imran	C	37	42	43	62	35	22	32	63	34	51	19	22	22	22	21	22	35	20	23	CP(1)		232	301	533	56.11	5.77	Pass
8	2102220100110	Md. Seraj Anwar	C	29	31	32	51	30	52	27	40	31	64	18	21	20	20	20	22	25	14	16	CP(0)		372	486	858	90.32	9.45	Pass
9	2102220100111	Moh Faizan	C	50	94	50	69	50	95	50	86	50	69	24	24	24	24	25	49	25	30	CP(0)		352	355	707	74.42	7.91	Pass	
10	2102220100112	Mohd Saad	C	47	78	45	49	50	54	47	52	47	51	24	24	23	23	24	24	45	21	35	CP(0)		283	264	547	57.58	6.09	Pass
11	2102220100113	Mohd Uvesh	C	37	63	36	43	35	35	38	31	36	30	21	22	20	20	20	40	19	17	CP(0)		351	371	722	76.00	8.05	Pass	
12	2102220100114	Mritunjay Rai	C	47	76	45	67	48	38	46	69	47	54	24	24	24	22	24	21	46	23	26	CP(0)		283	264	547	57.58	6.09	Pass
13	2102220100115	Mukul Negi	C	50	76	38	55	44	53	40	41	48	50	24	23	22	21	24	22	40	23	34	CP(0)		330	341	671	70.63	7.64	Pass
14	2102220100116	Navya Srivastava	C	30	45	48	52	33	63	29	43	32	42	23	22	21	20	22	21	40	22	31	CP(0)		278	308	586	61.68	6.59	Pass
15	2102220100117	Neeraj Kumar	C	34	51	39	55	41	21	41	44	40	51	16	21	18	19	16	21	38	18	20	CP(1)	KCS301	283	283	566	59.58	5.55	PCP
16	2102220100118	Niharika Shivhare	C	44	31	46	55	46	50	45	59	49	71	24	24	23	23	24	23	48	22	26	CP(0)		349	336	685	72.11	7.64	Pass
17	2102220100119	Niharika Tiwari	C	29	13	43	39	36	38	29	53	33	45	18	21	18	19	19	21	25	18	23	CP(1)	KAS302	250	249	499	52.53	5.05	PCP
18	2102220100120	Nikhil Kumar	C	27	5	38	34	27	25	34	19	34	30	20	22	19	20	19	22	35	15	7	CP(3)	KAS302,KCS301,KCS302	253	177	430	45.26	2.77	PCP
19	2102220100121	Nikhil Kumar Maurya	C	28	11	36	32	31	62	36	54	34	39	22	21	18	20	21	22	46	21	21	CP(1)	KAS302	272	261	533	56.11	5.55	PCP
20	2102220100122	Nikhil Verma	C	33	18	37	37	35	39	33	62	31	45	21	22	20	19	23	21	40	15	22	CP(1)	KAS302	273	263	536	56.42	5.27	PCP
21	2102220100123	Nisar Ansari	C	38	25	40	46	40	45	36	51	31	35	23	21	22	19	22	21	43	18	23	CP(1)	KAS302	295	263	558	58.74	5.18	PCP
22	2102220100124	Nishant Kumar Dubey	C	45	70	45	53	50	72	44	57	41	51	24	24	25	23	24	25	45	23	31	CP(0)		343	375	718	75.58	8.09	Pass
23	2102220100125	Nitin Yadav	C	50	93	50	60	50	42	50	73	49	55	24	24	25	25	24	23	46	21	29	CP(0)		368	395	763	80.32	8.59	Pass
24	2102220100126	Nityam Kumar Mishra	C	33	40	30	32	35	46	28	53	34	48	23	22	19	19	22	22	25	15	13	CP(0)		249	282	531	55.89	5.95	Pass
25	2102220100127	Nityanav Sharma	C	31	21	45	60	42	50	38	43	38	57	23	23	22	22	23	21	40	19	27	CP(1)	KAS302	302	297	599	63.05	6.09	PCP
26	2102220100128	Nupur Kumari	C	37	20	38	43	34	49	35	54	38	62	22	21	23	20	20	21	35	16	10	CP(1)	KAS302	282	290	572	60.21	5.55	PCP
27	2102220100129	Parthivi Malik	C	29	17	35	44	28	42	34	53	34	43	20	19	19	18	23	25	15	16	CP(0)	KAS302	242	261	503	52.95	5.09	PCP	
28	2102220100130	Patel Piyush Dinesh	C	31	31	44	51	37	57	35	65	34	61	23	23	22	19	22	21	40	15	17	CP(0)		288	328	616	64.84	6.86	Pass
29	2102220100131	Piyush Kumar Singh	C	46	58	39	60	44	57	44	75	44	61	22	22	22	23	21	22	45	20	27	CP(0)		327	378	705	74.21	7.77	Pass
30	2102220100132	Pragya Chaudhary	C	41	66	49	73	49	61	44	60	44	60	24	23	25	24	24	21	46	19	34	CP(0)		346	388	734	77.26	8.18	Pass
31	2102220100133	Prakhar Pandey	C	36	37	44	50	36	48	40	41	35	31	22	22	24	22	23	21	46	18	21	CP(0)		306	272	578	60.84	6.32	Pass
32	2102220100134	Prakhar Prakash Singh	C	35	43	45	47	39	64	38	61	38	51	22	20	23	23	21	22	46	18	29	CP(0)		307	331	638	67.16	7.14	Pass
33	2102220100139	Raj Rajput	C	38	46	48	69	40	73	34	56	38	57	23	21	22	22	22	21	38	21	34	CP(0)		303	365	668	70.32	7.45	Pass
34	2102220100140	Raja Prasad	C	34	54	35	50	32	54	31	57	30	54	23	21	22	20	23	22	49	17	28	CP(0)		279	332	611	64.32	6.64	Pass
35	2102220100141	Rajshree	C	41	75	48	78	44	71	42	60	49	69	23	22	25	24	24	21	49	23	29	CP(0)		345	420	765	80.53	8.32	Pass
36	2102220100144	Rohan	C	30	18	40	49	34	48	34	44	32	35	22	20	23	23	21	21	45	17	17	CP(1)	KAS302	281	258	539	56.74	5.27	PCP
37	2102220100145	Rohan Kumar	C	36	57	41	49	43	48	37	53	37	35	21	20	23	23	21	22	42	18	26	CP(0)		301	307	608	64.00	7.14	Pass
38	2102220100146	Rohit Sharma	C	31	20	39	43	41	24	36	40	35	36	22	22	24	24	24	22	45	19	15	CP(2)	KAS302,KCS301	295	231	526	55.37	4.32	PCP
39	2102220100147	Roshan Singh	C	29	33	39	53	30	42	28	30	29	42	21	20	20	21	19	21	40	17	9	CP(1)	KCS302	255	262	517	54.42	4.91	PCP
40	2102220100148	Sachin Kumar	C	36	63	47	63	45	70	41	67	37	49	22	21	22	22	21	21	42	20	26	CP(0)		313	376	689	72.53	7.73	Pass
41	2102220100149	Sachin Kumar	C	29	13	37	52	34	39	33	15	35	15	23	22	21	21	22	21	35	18	8	CP(3)	KAS302,KCS302,KCS303	269	198	467	49.16	3.36	PCP
42	2102220100150	Sagar Singh	C	30	40	39	52	37	47	30	63	35	48	23	22	21	22	21	20	40	20	16	CP(0)		276	314	590	62.11	6.73	Pass
43	2102220100152	Salif Ahmad Ansari	C	27	14	27	42	30	17	28	30	27	33	19	21	20	21	18	20	40	14	16	CP(3)	KAS302,KCS301,KCS302	236	198	434	45.68	2.82	PCP
44	2202220109006	Jatin Kumar	C	29	12	34	30	36	22	32	17	30	16	22	17	23	20	21	19	25	18	7	CP(4)	KAS302,KCS301,KCS302	252	153	405	42.63	2.00	PCP
45	2202220109009	Krishna Mahto	C	39	44	45	49	42	66	45	80	39	44	24	19	24	24	24	45	22	26	CP(0)		327	350	677	71.26	7.73	Pass	
46	2202220109010	Md. Ashraf Khan	C	33	18	40	32	30	30	30	42	32	39	22	20	22	21	21	20	40	19	26	CP(1)	KAS302	270	222	492	51.79	4.64	PCP
47	2202220109012	Ranjan Sarkar	C	34	30	43	47	36	37	36	50	35	40	23	20	23	21	22	21	46	22	24	CP(0)		298	274	572	60.21	6.36	Pass
48	2202220109013	Rohit Kumar	C	33	12	46	63	38	52	33	53	35	55	22	20	23	21	21	19	25	21	29	CP(1)	KAS302	276					

Section - D



I.T.S ENGINEERING COLLEGE GREATER NOIDA (A NAAC Accredited Engineering College)

2022-23 COMPUTER SCIENCE & ENGINEERING DEPARTMENT IIIrd SEMESTER-SECTION A EXTERNAL RESULT ANALYSIS

S.No	Roll No	Student Name	Section	MARKS OBTAINED: SUBJECT CODE																		No. of CP	SUBJECT CODE (CARRY OVER)	Total Internal (575)	Total External (375)	Grand Total 950	Percent %	Status of Result			
				MATHS-IV		UHV		DST		COA		DSL		DST LAB		CO LAB		DSL LAB		Project	Python										
				KAS302		KVE301		KCS301		KCS302		KCS303		KCS351		KCS352		KCS353		KCS354	KNC302										
				Internal (50)	External (100)	Internal (50)	External (100)	Internal (50)	External (100)	Internal (50)	External (100)	Internal (50)	External (100)	Internal (50)	External (100)	Internal (50)	External (100)	Internal (50)	External (100)	Internal (50)	External (100)								External (25)		
1	2102220100136	Priya Kumari	D	38	46	41	58	31	32	33	69	35	55	22	22	18	22	21	22	40	20	35	CP(0)		279	326	605	63.68	6.64	Pass	
2	2102220100137	Priya Sah Deo	D	36	59	44	67	41	46	38	76	40	65	23	22	23	23	22	22	45	21	35	CP(0)		312	380	692	72.84	7.77	Pass	
3	2102220100151	Saiba Ajaz	D	32	41	37	49	37	45	35	60	27	58	18	20	19	20	19	20	39	15	19	CP(0)		263	313	576	60.63	6.36	Pass	
4	2102220100154	Saksham Vasistha	D	43	72	46	49	48	48	44	59	42	67	23	22	24	23	24	24	44	23	33	CP(0)		337	365	702	73.89	7.82	Pass	
5	2102220100155	Sandeep Kumar Yadav	D	32	17	39	58	42	30	30	34	33	36	22	21	23	23	20	21	40	19	22	CP(1)	KAS302	281	240	521	54.84	4.95	PCP	
6	2102220100156	Sandeep Sharma	D	40	25	38	33	38	38	39	46	33	39	18	21	22	20	20	39	21	19	CP(1)	KAS302	287	244	531	55.89	5.09	PCP		
7	2102220100158	Satyam Singh	D	48	80	50	56	45	79	49	71	44	69	22	20	24	24	18	23	44	22	32	CP(0)		344	422	766	80.63	8.77	Pass	
8	2102220100159	Satyam Singh Kushwaha	D	39	66	42	55	40	54	38	72	42	65	21	22	23	23	23	23	44	19	29	CP(0)		312	380	692	72.84	7.95	Pass	
9	2102220100160	Saurabh Kumar Jha	D	40	69	43	70	31	31	40	71	41	46	21	22	22	23	22	22	45	20	32	CP(0)		305	354	659	69.37	7.27	Pass	
10	2102220100161	Shahnawaz Khan	D	32	32	38	53	32	61	33	30	33	30	33	55	19	20	23	23	19	20	41	CP(0)		270	294	564	59.37	6.09	Pass	
11	2102220100162	Shivansh Seth	D	40	77	40	72	43	66	35	68	34	56	20	24	21	22	20	22	46	22	35	CP(0)		299	407	706	74.32	7.91	Pass	
12	2102220100163	Shivansh Sharma	D	45	37	43	45	45	61	43	42	41	38	20	17	20	21	18	20	38	22	18	CP(3)	KAS302,KCS301,KCS303	255	184	439	46.21	2.91	PCP	
13	2102220100164	Shivesh Kumar Jha	D	33	16	38	34	30	20	31	32	29	24	18	17	20	21	18	20	38	22	18	CP(1)	KCS301	297	226	523	55.05	5.41	PCP	
14	2102220100165	Shreya Upadhyay	D	38	30	46	58	37	21	34	50	36	41	19	18	24	24	21	22	42	19	24	CP(1)	KAS302	259	241	500	52.63	4.82	PCP	
15	2102220100166	Shruti Pragma	D	34	22	35	46	31	30	30	50	29	31	20	20	20	21	19	21	41	16	10	CP(0)		303	350	653	68.74	7.41	Pass	
16	2102220100167	Shrutika Dhiraj Patil	D	42	51	48	52	39	59	37	53	38	71	19	20	22	22	19	22	39	22	25	CP(0)		337	329	666	70.11	7.27	Pass	
17	2102220100168	Shubham Mishra	D	45	41	46	41	43	60	48	48	43	72	21	20	24	24	23	23	44	23	29	CP(1)	KAS302	253	228	481	50.63	4.45	PCP	
18	2102220100169	Siddhant Jadoun	D	29	18	41	30	29	35	31	43	28	42	19	20	19	20	18	20	39	17	10	CP(0)		263	252	515	54.21	5.64	Pass	
19	2102220100170	Siddharth Ojha	D	36	43	39	36	30	41	32	35	28	35	21	20	21	21	17	21	39	17	10	CP(0)		313	315	628	66.11	7.14	Pass	
20	2102220100171	Somil Bhardwaj	D	41	58	39	39	43	38	42	49	38	63	21	22	23	23	23	23	43	20	26	CP(3)	KAS302,KCS301,KCS302	220	191	411	43.26	2.59	PCP	
21	2102220100172	Srijan Shukla	D	28	12	29	43	27	30	28	16	28	32	21	18	19	20	22	22	20	39	21	25	CP(1)	KAS302	264	250	514	54.11	4.95	PCP
22	2102220100176	Suraj Kumar Prasad	D	28	17	37	50	32	31	33	60	32	30	21	20	22	22	20	20	39	21	25	CP(2)	KAS302,KCS303	264	234	498	52.42	4.18	PCP	
23	2102220100177	Sushant Kumar	D	30	22	41	58	33	39	31	33	29	22	20	18	21	19	21	40	19	17	CP(2)	KAS302,KCS303	340	326	666	70.11	7.50	Pass		
24	2102220100178	Sweta Mishra	D	46	52	48	51	44	38	48	72	43	45	22	21	23	23	22	24	44	24	31	CP(2)	KAS302,KCS303	245	199	444	46.74	3.91	PCP	
25	2102220100179	Syed Aqib Abbas	D	31	5	37	33	32	39	30	34	32	30	28	31	18	18	20	21	18	19	20	CP(2)	KVE301,KCS303	254	211	465	48.95	3.73	PCP	
26	2102220100181	Tarun Kumar Dubey	D	31	32	35	25	30	34	32	30	28	31	18	18	20	21	18	20	42	17	22	CP(1)	KCS302	244	248	492	51.79	4.73	PCP	
27	2102220100182	Tarun Singh	D	29	35	35	51	28	47	30	23	28	32	18	18	20	21	16	21	40	15	25	CP(0)		281	308	589	62.00	6.59	Pass	
28	2102220100183	Tulsi Sharma	D	32	48	39	64	40	40	34	59	34	31	19	20	23	23	22	23	38	15	26	CP(1)	KAS302	277	263	540	56.84	5.14	PCP	
29	2102220100184	Uttpal Kant	D	37	26	39	42	36	44	33	53	34	33	18	20	23	23	19	22	38	20	20	CP(0)		305	337	642	67.58	7.14	Pass	
30	2102220100185	Vaibhav Kumar Singh	D	36	45	45	56	38	45	40	58	37	69	19	20	21	22	21	22	39	22	27	CP(0)		288	359	647	68.11	7.09	Pass	
31	2102220100186	Vaishali Chaurasia	D	35	31	41	60	37	65	37	69	36	70	20	20	22	22	21	22	39	22	27	CP(1)	KAS302	297	256	553	58.21	6.27	Pass	
32	2102220100188	Varun Sharma	D	36	33	41	32	39	42	40	35	37	48	20	20	23	23	22	23	39	21	26	CP(0)		256	255	511	53.79	5.00	PCP	
33	2102220100189	Varun Tyagi	D	28	30	33	45	36	34	37	54	28	32	18	20	19	20	19	20	38	18	25	CP(1)	KAS302	287	337	624	65.68	7.14	Pass	
34	2102220100190	Vidhi Bhati	D	42	30	38	56	37	55	36	70	30	65	21	18	22	22	19	21	42	20	33	CP(0)		310	382	692	72.84	7.55	Pass	
35	2102220100191	Vikas Mahto	D	43	59	44	71	42	62	37	60	40	63	20	20	23	24	21	23	40	21	31	CP(0)		350	426	776	81.68	8.77	Pass	
36	2102220100192	Vikas Tiwari	D	50	92	46	69	50	70	50	68	50	59	24	20	22	23	24	24	49	25	38	CP(0)		344	364	708	74.53	8.09	Pass	
37	2102220100193	Vinay Kumar Solanki	D	49	57	44	66	47	47	43	68	45	62	21	17	22	23	24	24	49	25	31	CP(0)		289	277	566	59.58	6.27	Pass	
38	2102220100194	Vinay Yadav	D	42	32	43	58	37	38	33	40	34	46	20	17	22	24	22	22	36	19	18	CP(0)		265	324	589	62.00	6.64	Pass	
39	2102220100195	Vipin Kumar	D	39	50	30	54	33	65	32	48	30	45	18	20	19	20	20	22	44	16	22	CP(0)		274	293	567	59.68	5.68	PCP	
40	2102220100196	Vipul Upadhyay	D	32	24	38	58	32	46	34	50	30	49	21	22	23	23	19	21	45	17	21	CP(1)	KVE301	278	252	530	55.79	5.36	PCP	
41	2102220100197	Vishal Bhardwaj	D	37	32	40	25	31	42	37	42	30	47	20	22	21	22	20	20	42	18	34	CP(1)	KAS302	250	273	523	55.05	5.09	PCP	
42	2102220100198	Vishnu Parmar	D	27	30	37	37	27	44	28	51	32	50	15	20	20	21	19	20	45	19	15	CP(0)		349	405	754	79.37	8.59	Pass	
43	2102220100199	Vishnu Singh	D	49	78	49	62	47	51	50	72	47	73	19	22	23	23	23	22	44	23	26	CP(0)		316	369	685	72.11	7.55	Pass	
44	2102220100200	Vishu	D	43	61	42	75	42	48	43	58	37	60	20	22	23	23	22	22	44	23	24	CP(0)		297	349	646	68.00	7.18	Pass	
45	2102220100201	Yash	D	38	38	42	60	38	57	40	61	35	67	21	22	21	22	20	22	42	21	24	CP(0)		255	250	505	53.16	5.41	Pass	
46	2102220100202	Yash Joshi	D	31	31	37	33	32	35	32	50	31	38	17	22	19	21	18	20	38	16	19	CP(4)	KAS302,KCS301,KCS303	246	178	424	44.63	2.18	PCP	
47	2102220100203	Yatin Kasnyal	D	28	26	34	39	29	18	32	21	30	16	18	17	19	21	21	18	20	38	16	25	CP(3)	KAS302,KCS301,KCS303	247	182	429	45.16	3.09	PCP
48	2202220109014	Rohit Patel	D	28	5	35	38	29	11	29	42	31	26																		



I.T.S. ENGINEERING COLLEGE GREATER NOIDA (A NAAC Accredited Engineering College)

2022-23
AIML
IIIrd SEMESTER-
EXTERNAL RESULT ANALYSIS

309-1111

S.No	Roll No	Student Name	MARKS OBTAINED: SUBJECT CODE																		No. of CP	T CODE (CARRY)	Total Internal (575)	Total External (375)	Grand Total 950	Percent %	SGPA	Status of Result		
			EE		TC		DST		COA		DSL		DST LAB		CO LAB		DSL LAB		Project										CSS	
			KOE031		KAS301		KCS301		KCS302		KCS303		KCS351		KCS352		KCS353		KCS354										KNC301	
			Internal (50)	External (10)	Internal (50)	External (10)	Internal (50)	External (10)	Internal (50)	External (10)	Internal (50)	External (10)	Internal (25)	External (25)	Internal (25)	External (25)	Internal (25)	External (25)	Internal (50)	Internal (25)									External (25)	
1	2102221640001	Abhay	33	32	39	43	36	56	37	50	40	36	15	20	20	20	18	21	28	15	22	CP(1)	KCS301	266	278	544	57.26	6.14	PCP	
2	2102221640003	Adarsh Vishesh	36	32	43	52	46	21	39	55	43	42	22	20	19	20	21	22	23	48	21	24	CP(1)	KCS301	317	264	581	61.16	5.59	PCP
3	2102221640005	Aditya Rai	31	32	40	46	34	32	37	33	37	62	21	19	21	22	22	23	40	16	19	CP(0)		283	269	552	58.11	5.82	Pass	
4	2102221640006	Aditya Shubham Jha	38	53	47	50	50	33	43	58	39	57	24	22	20	21	22	23	48	18	29	CP(0)		331	317	648	68.21	7.32	Pass	
5	2102221640008	Afzal Ansari	50	60	44	63	49	33	42	53	50	56	23	22	21	21	23	24	46	21	36	CP(0)		348	332	680	71.58	7.77	Pass	
6	2102221640009	Akshita Khanduri	30	46	38	60	37	58	28	55	33	34	19	22	20	21	22	23	30	16	27	CP(0)		256	317	573	60.32	6.50	Pass	
7	2102221640010	Amrendra Chaudhary	45	74	50	80	48	55	50	56	45	61	23	24	23	23	23	22	47	21	28	CP(0)		354	395	749	78.84	8.32	Pass	
8	2102221640011	Angeel Sharma	39	37	45	60	45	57	46	55	44	72	23	20	21	22	23	24	45	22	21	CP(0)		330	345	675	71.05	7.55	Pass	
9	2102221640012	Anshuman	32	42	39	52	44	65	33	39	46	54	22	20	20	21	22	23	42	14	18	CP(0)		297	315	612	64.42	6.82	Pass	
10	2102221640013	Anuj Kumar	33	49	36	47	35	50	34	58	34	61	19	18	19	20	18	21	40	19	30	CP(0)		268	324	592	62.32	6.73	Pass	
11	2102221640014	Aryan Yadav	31	48	38	39	36	53	38	34	41	59	20	17	19	20	20	22	38	14	19	CP(0)		281	292	573	60.32	6.36	Pass	
12	2102221640015	Ashmit Paul	31	21	39	46	39	46	38	17	35	49	23	20	20	22	21	22	41	19	18	CP(2)	KOE038, KCS302	287	243	530	55.79	4.36	PCP	
13	2102221640016	Biswajeet Samal	44	38	46	52	48	59	47	49	50	49	24	20	22	22	22	23	46	21	31	CP(0)		349	312	661	69.58	7.45	Pass	
14	2102221640017	Chandan Vaishnav	37	44	39	36	36	54	38	48	42	44	20	20	18	19	18	21	35	21	27	CP(0)		283	226	509	53.58	6.59	Pass	
15	2102221640018	Deepanshu Choudhary	36	47	38	50	41	49	35	33	40	53	20	20	18	19	19	22	36	17	27	CP(0)		283	293	576	60.63	6.59	Pass	
16	2102221640019	Devendra Rai	35	55	40	58	33	56	34	41	33	53	22	22	19	20	22	23	38	15	26	CP(0)		276	328	604	63.58	6.82	Pass	
17	2102221640020	Devesh Pratap Singh	32	18	36	46	32	30	33	30	30	40	21	20	19	20	20	21	37	21	19	CP(1)	KOE038	260	225	485	51.05	4.50	PCP	
18	2102221640021	Divyanshu Pandey	27	16	32	34	27	15	28	31	27	22	15	20	18	19	18	20	29	18	17	CP(1)	KOE038, KCS301	217	177	394	41.47	1.91	PCP	
19	2102221640022	Hariom Sharan Singh	28	38	30	37	31	30	27	36	28	30	17	17	16	18	19	20	29	18	17	CP(1)	KCS303	225	226	451	47.47	4.00	PCP	
20	2102221640023	Harsh Srivastav	30	37	37	40	31	38	37	48	31	43	20	17	18	20	19	22	35	16	12	CP(0)		258	265	523	55.05	5.73	Pass	
21	2102221640024	Harsh Vardhan	39	61	46	49	45	42	39	75	43	50	24	20	18	19	23	22	49	20	24	CP(0)		326	338	664	69.89	7.41	Pass	
22	2102221640025	Hritik Kumar	30	12	33	43	33	42	29	31	34	30	20	17	20	21	20	20	43	18	17	CP(1)	KOE038	262	216	478	50.32	4.77	PCP	
23	2102221640026	Kamayani Pandey	41	19	43	68	41	44	39	74	41	66	22	20	20	20	22	23	40	25	29	CP(1)	KOE038	309	334	643	67.68	6.41	PCP	
24	2102221640027	Karan Singh	37	30	39	34	40	39	33	33	38	31	22	19	19	21	21	22	46	18	21	CP(1)	KOE038	295	229	524	55.16	5.59	Pass	
25	2102221640028	Kasim	42	58	40	43	39	56	34	46	42	45	23	20	18	20	21	22	46	18	20	CP(1)	KOE038	305	310	615	64.74	6.91	Pass	
26	2102221640029	Khemendra Kumar	29	11	35	45	31	43	30	38	35	42	21	20	17	18	20	20	42	17	21	CP(1)	KOE038	260	237	497	52.32	5.05	PCP	
27	2102221640031	Krati Gupta	42	44	48	44	43	32	39	49	33	41	20	21	20	21	23	24	39	20	17	CP(0)		307	276	583	61.37	6.55	Pass	
28	2102221640032	Kunal Goyal	40	65	45	49	39	48	29	62	33	55	20	19	19	20	20	21	38	22	34	CP(0)		283	339	622	65.47	7.89	Pass	
29	2102221640033	Manish Kumar	29	30	35	51	32	30	28	58	31	44	21	18	19	20	20	21	38	22	34	CP(0)		252	272	524	55.16	4.95	PCP	
30	2102221640041	Priyanshu Mishra	34	44	40	38	37	62	36	45	37	46	21	20	19	20	20	21	37	18	18	CP(1)	KOE038	284	297	581	61.16	6.64	Pass	
31	2102221640042	Rishabh Sahu	34	54	40	46	38	62	38	44	32	42	19	22	19	20	20	21	35	21	21	CP(0)		275	311	586	61.68	6.50	Pass	
32	2102221640043	Rishabh Sharma	38	44	40	46	33	36	34	47	36	38	20	16	18	19	22	34	20	18	CP(0)		270	271	541	56.95	6.05	Pass		
33	2102221640044	Riya Tripathi	39	59	47	42	45	59	39	37	42	52	23	21	21	22	22	23	45	18	21	CP(0)		323	315	638	67.16	7.14	Pass	
34	2102221640045	Shivam Singh	44	79	50	51	50	69	43	75	48	53	23	21	22	22	21	22	47	21	40	CP(0)		348	392	740	77.89	8.14	Pass	
35	2102221640047	Sonu Singh	44	60	49	57	46	61	45	50	45	62	24	22	23	23	24	24	47	24	33	CP(0)		347	359	706	74.32	8.00	Pass	
36	2102221640048	Sumit Jha	30	37	33	33	29	30	29	30	28	14	17	20	19	20	19	22	41	14	16	CP(3)	KCS301, KCS302	245	206	451	47.47	2.82	PCP	
37	2102221640049	Suryansh S Garg	46	61	44	63	46	77	44	49	49	55	23	20	20	21	18	22	40	21	39	CP(0)		330	368	698	73.47	8.05	Pass	
38	2102221640052	Vaibhav Siroha	33	30	34	50	38	57	33	30	32	34	20	19	21	22	19	22	41	16	21	CP(0)		271	264	535	56.32	5.68	Pass	
39	2202221649001	Abhay Pratap Singh	28	6	27	17	29	3	28	2	28	1	15	17	15	18	18	19	32	14	1	CP(4)	KOE038, KAS301	220	83	303	31.89	1.32	PCP	
40	2202221649002	Aditya Yadav	36	31	39	49	36	43	32	52	39	34	21	20	20	24	20	23	39	20	26	CP(0)		282	276	558	58.74	6	Pass	
41	2202221649003	Anas Khan	31	2	33	31	27	22	32	30	28	11	15	17	19	19	15	19	27	14	16	CP(3)	KOE038, KCS301	227	151	378	39.79	2.55	PCP	
42	2202221649004	Devraj Sharma	28	20	37	48	32	30	28	25	28	41	17	17	18	19	16	19	30	18	20	CP(2)	KOE038, KCS302	234	219	453	47.68	3.59	PCP	
43	2202221649005	Kanchan	38	53	50	51	50	53	48	77	41	37	24	20	22	24	22	23	44	25	25	CP(0)		339	338	677	71.26			

2021-22
COMPUTER SCIENCE & ENGINEERING DEPARTMENT
RESULT COMPARISON
ODD SEMESTER

CSE - IIIrd SEMESTER

S. No.	Subject Name	Subject Code	Faculty Name	Section	Pass %	Average Marks	Pass %	Average Marks	Pass %	Average Marks	Pass %	Average Marks	Pass %	Average Marks	Pass%	Average Marks	Pass%	Average Marks
					TARGET, 2022-23	LAST 3 YEARS AVERAGE	2022-23	TARGET, 2021-22	2021-22	2020-21	2019-20							
1	MATHS-IV	KAS302	Mr.Vindhachal	A	95.00	48.00	75.44	41.20	58.33	34.56	90.00	45.00	75.33	39.38	68.10	36.26	82.89	47.96
2	UHV	KVE301	Dr. P. C. Jha	A	100.00	50.00	95.15	47.03	100.00	46.94	100.00	50.00	96.96	47.25	92.61	45.33	95.86	48.50
3	DST	KCS301	Ms. Roobal Yadav	A	95.00	50.00	84.69	42.12	83.33	45.29	90.00	50.00	86.91	45.26	77.22	36.78	89.95	44.31
4	COA	KCS302	Mr. Tarun Kr. Chugh	A	95.00	48.00	78.16	37.15	91.67	48.46	90.00	45.00	68.38	33.54	73.24	33.64	92.88	44.26
5	DSL	KCS303	Ms. Versha Kumari Singh	A	95.00	48.00	85.11	42.74	89.58	45.81	90.00	45.00	84.40	43.64	82.25	42.75	88.70	41.83

S. No.	Subject Name	Subject Code	Faculty Name	Section	Pass %	Average Marks	Pass %	Average Marks	Pass %	Average Marks	Pass %	Average Marks	Pass %	Average Marks	Pass%	Average Marks	Pass%	Average Marks
					TARGET, 2022-23	LAST 3 YEARS AVERAGE	2022-23	TARGET, 2021-22	2021-22	2020-21	2019-20							
1	MATHS-IV	KAS302	Mr. Prashant Kumar	B	95.00	48.00	75.44	41.20	81.40	42.65	90.00	45.00	75.33	39.38	68.10	36.26	82.89	47.96
2	UHV	KVE301	Dr. P. C. Jha	B	100.00	50.00	95.15	47.03	97.67	50.91	100.00	50.00	96.96	47.25	92.61	45.33	95.86	48.50
3	DST	KCS301	Ms. Shailja Varshney	B	95.00	50.00	84.69	42.12	88.37	45.28	90.00	50.00	86.91	45.26	77.22	36.78	89.95	44.31
4	COA	KCS302	Ms. Rakhi	B	95.00	48.00	78.16	37.15	97.67	51.00	90.00	45.00	68.38	33.54	73.24	33.64	92.88	44.26
5	DSL	KCS303	Ms. Versha Kumari Singh	B	95.00	48.00	85.11	42.74	93.02	45.35	90.00	45.00	84.40	43.64	82.25	42.75	88.70	41.83

S. No.	Subject Name	Subject Code	Faculty Name	Section	Pass %	Average Marks	Pass %	Average Marks	Pass %	Average Marks	Pass %	Average Marks	Pass %	Average Marks	Pass%	Average Marks	Pass%	Average Marks
					TARGET, 2022-23	LAST 3 YEARS AVERAGE	2022-23	TARGET, 2021-22	2021-22	2020-21	2019-20							
1	MATHS-IV	KAS302	Mr.Vindhachal	C	95.00	48.00	75.44	41.20	69.39	41.37	90.00	45.00	75.33	39.38	68.10	36.26	82.89	47.96
2	UHV	KVE301	Dr. P. C. Jha	C	100.00	50.00	95.15	47.03	100.00	50.06	100.00	50.00	96.96	47.25	92.61	45.33	95.86	48.50
3	DST	KCS301	Mr. Yogesh Sharma	C	95.00	50.00	84.69	42.12	87.76	47.57	90.00	50.00	86.91	45.26	77.22	36.78	89.95	44.31
4	COA	KCS302	Mr. Tarun Kr. Chugh	C	95.00	48.00	78.16	37.15	89.80	52.59	90.00	45.00	68.38	33.54	73.24	33.64	92.88	44.26
5	DSL	KCS303	Mr. Abhishek Shivhare	C	95.00	48.00	85.11	42.74	95.92	47.80	90.00	45.00	84.40	43.64	82.25	42.75	88.70	41.83


S. No.	Subject Name	Subject Code	Faculty Name	Section	Pass %	Average Marks	Pass %	Average Marks	Pass %	Average Marks	Pass %	Average Marks	Pass %	Average Marks	Pass%	Average Marks	Pass%	Average Marks
					TARGET, 2022-23	LAST 3 YEARS AVERAGE	2022-23	TARGET, 2021-22	2021-22	2020-21	2019-20							
1	MATHS-IV	KAS302	Mr. Prashant Kumar	D	95.00	48.00	75.44	41.20	69.39	40.69	90.00	45.00	75.33	39.38	68.10	36.26	82.89	47.96
2	UHV	KVE301	Dr. P. C. Jha	D	100.00	50.00	95.15	47.03	95.92	50.27	100.00	50.00	96.96	47.25	92.61	45.33	95.86	48.50

Director
HOD - CSE
I.T.S. Engineering College

3	DST	KCS301	Ms. Simranpreet Kaur	D	95.00	50.00	84.69	42.12	89.80	44.04	90.00	50.00	86.91	45.26	77.22	36.78	89.95	44.31
4	COA	KCS302	Ms. Rakhi	D	95.00	48.00	78.16	37.15	93.88	51.69	90.00	45.00	68.38	33.54	73.24	33.64	92.88	44.26
5	DSL	KCS303	Mr. Prashant Kumar	D	95.00	48.00	85.11	42.74	87.76	47.80	90.00	45.00	84.40	43.64	82.25	42.75	88.70	41.83
Overall Pass Percentage %									65.08%				51.26		45.71		71.26	

AIML-IIIrd SEMESTER

S. No.	Subject Name	Subject Code	Faculty Name	Section	Pass %	Average Marks	Pass %	Average Marks	Pass %	Average Marks	Pass %	Average Marks	Pass %	Average Marks	Pass %	Average Marks	Pass %	Average Marks
					TARGET, 2022-23		LAST 3 YEARS AVERAGE		2022-23		TARGET, 2021-22		2021-22		2020-21		2019-20	
					1	EE	KOE-031	Mr. Shahid Khan	AIML	90.00	45.00	NA	NA	100.00	39.48	NA	NA	NA
2	TC	KAS-301	Dr. Garima Rajput	AIML	100.00	50.00	NA	NA	93.75	45.40	NA	NA	NA	NA	NA	NA	NA	NA
3	DST	KCS-301	Ms. Akansha Sharma	AIML	90.00	50.00	NA	NA	83.33	44.13	NA	NA	NA	NA	NA	NA	NA	NA
4	COA	KCS-302	Ms. Rakhi	AIML	90.00	45.00	NA	NA	89.58	45.15	NA	NA	NA	NA	NA	NA	NA	NA
5	DSL	KCS-303	Mr. Abhishek Shivhare	AIML	90.00	45.00	NA	NA	85.42	42.42	NA	NA	NA	NA	NA	NA	NA	NA
Overall Pass Percentage %									62.50%				NA		NA		NA	


 HOD - CSE
 I.T.S. Engineering College


 Director
 ITS Engineering College
 Greater Noida



I.T.S ENGINEERING COLLEGE
GREATER NOIDA
(A NAAC Accredited Engineering College)

2022-23

COMPUTER SCIENCE & ENGINEERING DEPARTMENT
Vth SEMESTER(Section-A)
EXTERNAL RESULT ANALYSIS

S.No	Roll No	Student Name	MARKS OBTAINED: SUBJECT CODE															No. of CP	SUBJECT CODE (CARRY OVER)	Total Internal(375)	Total External(575)	Grand Total 950	Percent %	Status of Result					
			DBMS		CD		DAA		WD		ML		COI		DBMS LAB		CD LAB								DAA LAB		Project		
			Inter nal(50)	Exte rnal(100)	Inter nal(50)	Exte rnal(100)	Inter nal(50)	Exte rnal(100)	Inter nal(50)	Exte rnal(100)	Inter nal(50)	Exte rnal(100)	Inter nal(25)	Exte rnal(50)	Inter nal(25)	Exte rnal(50)	Inter nal(25)								Exte rnal(50)	Inter nal(25)	Exte rnal(50)	Inter nal(50)	
1	2002220100001	Aaryan Bhargava	33	34	32	46	31	22	35	48	33	47	18	25	21	23	18	20	19	18	37		KCS503	259	258	517	517	54.37	CP(1)
2	2002220100002	Aayush Singh	38	44	35	37	35	23	39	52	42	57	20	18	21	19	18	20	18	19	40		KCS503	286	271	557	557	58.61	CP(1)
3	2002220100003	Abhay Gupta	34	45	39	51	34	34	39	75	33	48	17	23	21	19	18	20	20	19	40			278	311	589	589	61.95	Pass
4	2002220100004	Abhay Pratap Singh Jador	32	50	31	45	30	43	35	62	34	47	15	23	21	20	22	20	18	20	30			253	307	560	560	58.97	Pass
5	2002220100005	Abhinav Kishore	33	47	32	54	31	37	37	51	34	37	18	23	21	22	18	20	21	20	37			264	288	552	552	58.11	Pass
6	2002220100007	Abhinav Verma	32	31	32	39	31	40	34	39	31	46	17	15	18	22	18	20	17	18	32			245	255	500	500	52.63	Pass
7	2002220100008	Abhishek	34	30	32	33	34	54	33	30	36	41	17	15	16	17	18	17	17	16	39			259	238	497	497	52.29	Pass
8	2002220100009	Abhishek Kumar	39	43	41	53	38	55	41	66	42	67	20	33	19	20	22	17	23	22	43			308	343	651	651	68.50	Pass
9	2002220100010	Abhishek Kumar Jha	30	30	30	30	33	50	30	37	31	21	16	15	18	16	18	17	17	18	28		KCS055	235	219	454	454	47.82	CP(1)
10	2002220100012	Abhishek Pathak	35	58	33	54	32	57	35	51	33	35	18	28	18	16	16	20	18	20	37			257	311	568	568	59.79	Pass
11	2002220100013	Abhishek Srivastava	34	46	32	31	31	31	32	30	31	43	18	21	20	20	16	20	19	20	34			249	241	490	490	51.55	Pass
12	2002220100014	Aditya Ankit	30	49	32	41	32	42	32	45	32	56	17	23	18	16	16	23	18	19	30			240	291	531	531	55.84	Pass
13	2002220100015	Aditya Dudy	41	71	44	49	38	45	46	58	40	51	22	23	22	19	20	23	20	21	43			314	337	651	651	68.47	Pass
14	2002220100016	Aditya Jha	31	43	33	36	35	29	34	42	32	43	17	16	20	20	22	20	18	18	36		KCS503	261	251	512	512	53.87	CP(1)
15	2002220100017	Ahmed Hasan	37	38	38	49	34	57	35	50	38	41	17	34	18	19	16	20	15	15	40			271	289	560	560	58.92	Pass
16	2002220100018	Ajay Dey	38	57	38	ABS	34	44	36	ABS	38	37	18	20	22	22	16	20	17	17	40		KCS502,KCS052	279	#####	#####	476	#VALUE!	CP(2)
17	2002220100019	Akanksha Verma	38	52	39	46	37	53	37	51	38	57	19	30	16	21	22	20	20	20	42			289	320	609	609	64.11	Pass
18	2002220100021	Akhilesh Singh	36	64	40	37	38	26	41	43	36	41	21	20	22	19	18	20	22	22	43		KCS503	296	272	568	568	59.82	CP(1)
19	2002220100022	Akshit Singh	31	41	32	60	31	69	37	58	32	52	16	36	18	20	20	23	20	22	33			254	345	599	599	63.03	Pass
20	2002220100023	Akshit Verma	37	30	37	56	34	61	38	46	36	41	18	26	16	17	18	20	20	21	39			275	292	567	567	59.71	Pass
21	2002220100024	Aman Kumar	31	47	38	58	32	65	41	61	32	56	17	30	22	19	22	21	18	18	37			273	345	618	618	65.05	Pass
22	2002220100025	Amit Singh Rawat	45	60	50	71	46	56	49	55	38	62	22	20	18	17	18	20	23	23	49			336	364	700	700	73.66	Pass
23	2002220100026	Anand Prakash	39	38	34	61	35	35	35	38	35	55	19	28	18	19	20	23	19	19	40			275	288	563	563	59.26	Pass
24	2002220100027	Anand Raj	32	49	32	59	32	39	32	42	34	60	17	23	16	16	16	20	17	18	33			244	303	547	547	57.61	Pass
25	2002220100028	Anant Kumar	30	48	30	30	31	39	31	43	31	45	15	23	18	16	18	20	17	17	26			232	258	490	490	51.55	Pass
26	2002220100029	Anish Kumar Singh	31	24	30	21	31	54	30	49	33	48	15	23	18	19	18	20	20	23	27		KCS501,KCS502	238	258	496	496	52.18	CP(2)
27	2002220100030	Anjali Gupta	34	30	36	47	35	56	36	64	38	55	19	26	16	22	20	22	21	20	40			276	316	592	592	62.34	Pass
28	2002220100031	Ankit Kumar	34	49	32	25	32	42	30	53	35	40	16	27	17	19	20	20	20	20	31		KCS502	251	268	519	519	54.63	CP(1)
29	2002220100032	Ankit Kumar	40	74	39	57	40	38	39	52	38	43	22	38	16	20	20	22	22	22	45			299	328	627	627	65.95	Pass
30	2002220100034	Ankit Kumar Singh	41	42	41	42	34	64	42	64	38	50	18	24	19	19	16	20	15	16	40			286	317	603	603	63.47	Pass
31	2002220100035	Ankit Sharma	30	3	30	18	30	38	30	32	32	37	16	15	20	19	18	18	15	16	26		KCS501,KCS502	231	181	412	412	43.37	CP(2)
32	2002220100036	ANMOL RATAN TIWARI	35		34		37		35		35		18		20	18	19	18	18	17	37			270	53	323		34.00	
33	2002220100037	Anuj Dwivedi	37	47	36	37	30	44	35	55	33	55	18	25	19	19	20	20	19	19	36			265	296	561	561	59.05	Pass
34	2002220100038	Anuj Kumar	34	39	40	20	32	30	36	44	35	32	17	29	20	19	18	20	18	18	38		KCS502	271	222	493	493	51.89	CP(1)
35	2002220100039	Anushka Mishra	39	36	46	54	42	46	39	55	33	46	22	27	20	21	25	24	18	22	46			308	304	612	612	64.39	Pass
36	2002220100040	Anushka Shashwat	38	43	37	69	36	50	36	58	36	55	19	33	18	19	18	23	17	17	41			277	334	611	611	64.29	Pass
37	2002220100041	Arpit Singh	39	54	36	56	37	55	41	58	31	59	18	28	16	21	18	20	17	18	42			277	341	618	618	65.03	Pass
38	2002220100042	Aryan Gaur	41	41	43	73	41	57	43	44	38	58	20	26	19	21	20	22	20	21	46			311	337	648	648	68.18	Pass
39	2002220100043	Aryan Singh	30	54	34	22	30	45	34	33	30	51	18	22	18	20	16	20	17	17	32		KCS502	241	262	503	503	52.92	CP(1)
40	2002220100044	Ashish Mahto	33	54	32	30	35	44	32	38	32	35	17	15	18	17	20	20	22	21	35			259	259	518	518	54.47	Pass
41	2002220100045	Ashutosh Yadav	37	68	38	67	35	44	37	47	34	57	19	32	19	20	25	20	20	23	41			286	346	632	632	66.55	Pass
42	2002220100046	Aviral Nigam	39	45	37	57	33	33	35	43	38	46	19	23	23	21	18	20	23	23	39			285	288	573	573	60.29	Pass
43	2002220100047	Ayishka Katiyar	44	61	47	71	41	70	42	77	40	68	21	34	24	21	24	20	22	22	45			331	410	741	741	77.02	Pass

Handwritten signature
Director
I.T.S Engineering College
Greater Noida

Handwritten signature

HOD - CSE
Engineering College

44	2002220100048	Ayush Goel	41	62	41	40	36	72	35	61	5	63	19	32	23	22	20	20	19	19	41			291	359	650	650	68.45	Pass
45	2002220100049	Ayush Kumar	45	73	49	60	43	87	50	65	45	63	22	24	23	20	20	20	20	20	47			342	408	750	750	78.92	Pass
46	2002220100050	Ayushmaan Atrish	34	38	38	37	41	58	35	44	38	55	20	23	21	20	20	20	18	20	45			290	292	582	582	61.21	Pass
47	2002220100051	Deepanshu Kumar	41	68	39	63	39	36	41	55	35	60	22	30	17	22	23	24	19	19	44			298	347	645	645	67.87	Pass
48	2002220100052	Deepti Sharma	50	50	48	61	39	75	46	63	43	65	22	30	20	22	25	20	22	20	44			337	376	713	713	75.08	Pass
49	2002220100053	Devesh Srivastava	30	42	30	40	30	20	32	43	31	38	17	20	18	17	18	20	17	17	27	KCS503	233	237	470	470	49.45	CP(1)	
50	2002220100054	Devu	33	34	34	40	34	49	34	33	33	39	16	24	17	17	20	20	17	19	40			262	251	513	513	54.00	Pass
51	2002220100055	Dewanshu Kumar	41	51	37	53	42	37	39	58	38	52	22	26	21	22	24	20	22	22	47			311	315	626	626	65.87	Pass
52	2002220100056	Dhananjay Vashistha	35	57	36	63	35	44	41	50	40	47	20	26	18	21	18	22	18	18	40			281	322	603	603	63.45	Pass
53	2002220100057	Dhiraj Brijmohan Yadav	30	30	30	30	30	30	30	34	32	31	15	15	19	17	18	20	15	16	25			229	208	437	437	45.95	Pass
54	2002220100058	Dhiraj Kumar Chaudhary	31	58	30	71	32	51	33	65	36	57	18	28	17	16	18	20	18	18	36			251	356	607	607	63.84	Pass
55	2002220100060	Dhruv Singhal	50	78	49	43	43	53	50	63	49	68	20	29	22	19	24	22	20	20	48			355	366	721	721	75.84	Pass
56	2002220100061	Dipnesh Mishra	43	54	41	33	43	46	36	56	49	49	21	29	23	21	20	22	24	23	47			326	304	630	630	66.32	Pass
57	2002220100063	Divyansh Upadhyay	32	48	36	55	30	43	43	67	32	48	17	17	19	19	23	20	20	20	36			271	320	591	591	62.16	Pass
58	2002220100064	Divyanshi Rathore	39	62	39	48	35	64	41	66	42	51	19	34	17	21	18	20	23	23	40			294	355	649	649	68.29	Pass
59	2002220100065	Garvit Jain	39	22	35	39	32	23	39	44	35	34	19	13	16	24	18	20	20	21	38	KCS501,KCS503	272	227	499	499	52.50	CP(2)	
60	2102220108001	Shivam Kumar Shakya	30	32	31	30	30	6	32	35	35	51	17	19	19	21	18	20	17	21	29	KCS503	241	216	457	457	48.08	CP(1)	
61	2102220109006	Dharmendar Kumar	37	49	45	44	35	50	39	53	36	63	18	36	16	20	18	19	20	20	40			286	318	604	604	63.61	Pass
62	2102220109007	Himanshu Singh	33	34	33	43	32	39	35	45	34	46	16	28	19	21	18	21	18	21	38			260	270	530	530	55.76	Pass

Ar
HOD - CSE
I.T.S. Engineering College

K. Jayant
Director
I.T.S. Engineering College
Greater Noida

Dr. ...

MARKS OBTAINED: SUBJECT CODE

S.No	Roll No	Student Name	MARKS OBTAINED: SUBJECT CODE																No. of CP	SUBJECT CODE (CARRY OVER)	Total Internal(375)	Total External(575)	Grand Total 950	Percent %	Status of Result PASS/PCP/INCOM			
			DBMS		CD		DAA		WD		ML		COI		DBMS LAB		CD LAB									DAA LAB		Project KCS554
			Internal(50)	External(100)	Internal(50)	External(100)	Internal(50)	External(100)	Internal(50)	External(100)	Internal(50)	External(100)	Internal(25)	External(25)	Internal(25)	External(25)	Internal(25)	External(25)								Internal(25)	External(25)	
1	2002220100067	Harsh Kumar	41	45	30	57	30	41	38	63	36	59	19	25	21	19	19	20	18	18	40		273	322	595	62.63	Pass	
2	2002220100068	Harshit Mahavar	36	13	33	22	34	30	38	30	31	35	18	15	20	17	19	20	17	17	47	KCS501,KCS502	275	184	459	48.32	CP(2)	
3	2002220100070	Himanshu Bhati	34	52	32	41	32	46	36	38	32	51	15	18	20	17	17	20	17	19	44		264	284	548	57.68	Pass	
4	2002220100072	Himanshu Singh	38	50	31	42	37	50	49	45	30	48	16	15	25	21	25	23	20	23	41		296	302	598	62.95	Pass	
5	2002220100073	Hritik Yadav	30	43	30	38	30	35	30	34	30	43	15	15	20	17	19	20	17	18	40		246	248	494	52.00	Pass	
6	2002220100074	Ishika Seth	44	65	43	62	39	55	46	55	39	46	22	24	23	21	20	20	21	21	45		320	345	665	70.00	Pass	
7	2002220100075	Jaivrat Lohiya	43	34	37	39	33	37	47	45	37	49	22	15	24	21	20	20	24	24	46		311	269	580	61.05	Pass	
8	2002220100076	Jeewan Kundu	31	35	30	42	30	45	41	41	35	36	15	22	20	19	17	20	17	18	41		262	256	518	54.53	Pass	
9	2002220100077	Jitesh Srivastav	39	49	37	35	37	38	45	42	30	41	19	17	21	21	17	20	19	21	40		285	267	552	58.11	Pass	
10	2002220100078	Kamna Prakash	35	59	36	63	40	38	43	49	38	44	19	22	22	22	25	20	21	20	34		294	315	609	64.11	Pass	
11	2002220100079	Kaushal Kumar	37	38	37	46	37	43	44	51	37	47	18	18	20	19	23	20	17	17	44		296	281	577	60.74	Pass	
12	2002220100081	Kriti	35	55	36	57	33	30	42	47	39	47	15	25	22	22	20	20	19	19	38		284	297	581	61.16	Pass	
13	2002220100082	Kumari Manasi	36	37	37	64	37	52	42	60	40	62	19	32	21	22	23	20	18	19	40		294	336	630	66.32	Pass	
14	2002220100083	Laksh Yadav	30	30	30	30	30	43	30	39	30	48	15	23	20	17	17	20	17	17	30		234	244	478	50.32	Pass	
15	2002220100084	Lokesh Saxena	44	42	43	46	43	68	47	50	47	55	22	24	23	19	23	21	20	20	42		332	321	653	68.74	Pass	
16	2002220100085	Lucky Choudhary	31	21	30	49	30	48	30	42	30	41	19	28	20	17	17	18	17	18	40	KCS501	245	254	499	52.53	CP(1)	
17	2002220100086	Manish Kumar Chauhan	39	49	36	32	34	31	43	53	36	52	21	26	22	17	20	20	18	18	41		289	272	561	59.05	Pass	
18	2002220100087	Manish Kumar Sirohi	39	47	37	36	33	30	45	49	39	50	21	21	23	16	20	20	20	20	32		288	268	556	58.53	Pass	
19	2002220100089	Mayank Sharma	30	66	30	40	30	68	30	56	30	58	15	22	20	19	17	21	17	18	36		240	346	586	61.68	Pass	
20	2002220100090	Md Aamir	43	69	47	49	42	51	47	58	46	64	22	24	24	21	19	22	23	23	48		339	357	696	73.26	Pass	
21	2002220100091	Md Asif Ali	38	37	37	43	34	30	42	48	36	50	21	23	21	17	19	21	18	20	45		290	266	556	58.53	Pass	
22	2002220100092	Md Faizullah	41	37	38	41	35	40	45	36	40	55	22	23	22	19	19	21	19	19	40		299	268	567	59.68	Pass	
23	2002220100093	Md Kaish	34	34	39	67	42	61	38	59	40	60	20	29	22	19	17	20	20	21	41		293	341	634	66.74	Pass	
24	2002220100094	Md Shakil Alam	31	13	36	46	32	63	30	50	30	53	20	20	20	20	17	21	17	17	40	KCS501	253	283	536	56.42	CP(1)	
25	2002220100095	Mohammad Abdus Samad	37	30	38	30	36	51	42	59	37	58	20	23	22	16	19	20	18	19	43		292	283	575	60.53	Pass	
26	2002220100096	Mohammad Yaseen Dar	33	46	37	31	37	55	34	45	36	53	19	16	21	21	19	20	18	18	39		274	289	563	59.26	Pass	
27	2002220100097	Mukul Sharma	38	46	35	45	33	77	41	50	31	68	21	19	21	21	25	20	19	20	46		289	347	636	66.95	Pass	
28	2002220100098	Naman Singh	30	43	30	67	30	72	41	56	30	61	21	23	21	16	17	20	18	18	25		242	353	595	62.63	Pass	
29	2002220100099	Nancy Sharma	50	52	45	75	44	65	47	68	44	68	25	29	25	24	25	22	23	22	39		342	396	738	77.68	Pass	
30	2002220100101	Neda Firdous	50	56	43	61	42	55	48	62	42	63	24	25	25	22	23	22	22	22	38		333	363	696	73.26	Pass	
31	2002220100102	Neetesh	47	55	41	60	34	51	43	66	46	77	23	26	24	20	19	20	21	19	26		301	368	669	70.42	Pass	
32	2002220100103	Nikhil Gupta	37	46	36	56	32	44	41	57	37	36	21	16	22	21	23	20	19	19	38		285	299	584	61.47	Pass	
33	2002220100104	Nikhil Kumar	47	51	37	46	34	51	39	63	39	68	20	15	24	21	19	20	22	21	44		305	341	646	68.00	Pass	
34	2002220100105	Nikhil Pathak	31	21	38	17	32	38	30	30	39	53	21	16	22	21	17	20	19	19	28	KCS501,KCS502	256	219	475	50.00	CP(2)	
35	2002220100106	Nikunj Kaushik	43	37	39	42	32	53	44	40	38	37	20	27	24	22	20	21	22	23	42		304	275	579	60.95	Pass	
36	2002220100107	Nilesh Shrivastav	35	34	37	39	34	47	39	38	36	34	19	15	22	19	20	20	19	19	28		270	250	520	54.74	Pass	
37	2002220100108	Nisha Sharma	46	51	50	80	46	73	47	76	47	71	23	30	23	21	23	20	23	22	30		335	414	749	78.84	Pass	
38	2002220100109	Nitesh Kumar	41	43	40	52	33	42	48	74	40	72	23	31	22	19	20	20	19	23	44		307	345	652	68.63	Pass	
39	2002220100110	Nitesh Vishwakarma	39	49	41	53	32	42	41	30	37	42	21	16	21	20	19	20	18	18	46		294	274	568	59.79	Pass	
40	2002220100111	Palak Gupta	36	50	40	62	43	54	47	55	39	52	23	18	23	20	23	20	21	21	35		307	334	641	67.47	Pass	
41	2002220100112	Pecyush Kumar	46	48	40	63	33	51	40	54	35	63	22	28	22	24	19	20	19	20	41		295	343	638	67.16	Pass	
42	2002220100113	Piyush Kumar	32	54	38	61	36	47	41	54	38	64	20	16	21	22	19	20	18	18	42		285	340	625	65.79	Pass	
43	2002220100114	Piyush Raj	35	47	30	44	34	50	41	46	30	66	22	30	23	19	17	20	20	22	30		260	314	574	60.42	Pass	
44	2002220100115	Piyush Sokhi	43	56	43	56	38	55	49	53	44	55	22	23	24	19	17	20	22	22	49		329	336	665	70.00	Pass	
45	2002220100116	Pooja Pal	50	59	48	67	44	69	48	48	44	77	24	32	25	22	20	20	23	21	40		342	383	725	76.32	Pass	
46	2002220100117	Reshi Singh	41	54	40	38	23	58	46	58	20	47	20	28	22	10	10	20	20	20	20		282	306	588	61.90	Pass	

(Signature)
HOD - CSE
T.S. Engineering College
(Signature)
Director
ITS Engineering College
Greater Noida

47	2002220100118	Prakarti Goel	47	60	46	42	45	91	49	72	48	22	16	24	21	25	22	24	23	49			375	732	77.05	Pass		
48	2002220100119	Prashant Kumar	36	33	39	46	32	35	41	44	39	51	22	27	21	19	17	20	18	18	40			283	266	549	57.79	Pass
49	2002220100120	Pratyaksha Ratnapriya	43	55	46	62	39	38	48	67	45	65	23	34	23	21	23	20	21	21	48			336	349	685	72.11	Pass
50	2002220100122	Prince Pandey	32	13	30	25	30	20	30	30	30	46	21	24	21	20	17	18	18	18	26	KCSS01,KCSS02,KCSS03	234	190	424	44.63	CP(3)	
51	2002220100123	Priyanshu	30	39	30	36	30	31	30	40	30	43	16	26	20	17	17	20	18	20	48			253	246	499	52.53	Pass
52	2002220100124	Priyanshu Kumari	34	57	41	47	32	47	41	49	38	54	20	22	21	17	17	20	19	19	32			275	310	585	61.58	Pass
53	2002220100125	Raj Bhati	31	35	36	34	34	38	39	42	36	51	19	16	20	19	17	20	17	19	38			268	258	526	55.37	Pass
54	2002220100126	Raja Sharma	41	51	40	57	41	56	44	63	43	54	22	31	25	22	17	23	24	22	48			323	348	671	70.63	Pass
55	2002220100127	Rajeev Kumar Singh	33	34	36	46	31	33	39	62	35	48	15	16	20	19	19	20	18	18	28			259	280	539	56.74	Pass
56	2002220100128	Rajneesh Kumar	30	39	36	42	31	40	40	61	30	63	18	18	20	19	23	20	17	19	30			257	303	560	58.95	Pass
57	2002220100129	Rajnish Kumar	31	31	30	35	30	23	35	26	30	34	19	15	21	19	19	18	18	18	30	KCSS03,KCS052	244	204	448	47.16	CP(2)	
58	2102220109010	Km. Amrita	46	45	43	30	36	30	43	45	40	53	22	34	23	23	23	23	20	23	43			317	272	589	62.00	Pass
59	2102220109013	Nitish Pandey	31	41	30	39	31	42	43	43	30	47	19	22	20	21	19	21	17	21	28			249	275	524	55.16	Pass
60	2102220109018	Sumit Choudhary	31	37	34	16	30	14	38	36	36	33	15	21	21	21	19	20	17	21	41	KCSS02,KCSS03	267	198	465	48.95	CP(2)	
61	2102220109019	Vikas Verma	35	49	39	59	32	57	42	60	36	68	20	23	23	22	17	20	20	22	28			272	357	629	66.21	Pass

Handwritten signature
HOD - CSE
I.T.S. Engineering College

Handwritten signature
Director
ITS Engineering College
Greater Noida



I.T.S ENGINEERING COLLEGE
GREATER NOIDA
(A NAAC Accredited Engineering College)

2022-23
COMPUTER SCIENCE & ENGINEERING DEPARTMENT
Vth SEMESTER(Section-C)
EXTERNAL RESULT ANALYSIS

MARKS OBTAINED: SUBJECT CODE

S.No	Roll No	Student Name	MARKS OBTAINED: SUBJECT CODE												No. of CP	SUBJECT CODE (CARRY OVER)	Total Internal(375)	Total External(575)	Grand Total 950	Percent %	Status of Result							
			DBMS		CD		DAA		WD		ML		COI									DBMS LAB		CD LAB		DAA LAB		Project KCS554
			Inter nal(50)	Exte rnal(100)	Inter nal(50)	Exte rnal(100)	Inter nal(50)	Exte rnal(100)	Inter nal(50)	Exte rnal(100)	Inter nal(50)	Exte rnal(100)	Inter nal(25)	Exte rnal(50)								Inter nal(25)	Exte rnal(50)	Inter nal(25)	Exte rnal(50)	Inter nal(25)	Exte rnal(50)	
1	2002220100130	Rajvardhan Kumar	32	34	38	20	35	25	38	35	34	37	20	30	20	19	20	20	21	22	25		KCS502,KCS503	263	212	475	50.00	CP(2)
2	2002220100132	Resham Kumari	36	55	40	63	39	69	41	61	35	59	21	22	22	17	20	22	22	22	25			280	368	648	68.21	Pass
3	2002220100133	Rishabh	36	47	39	48	45	38	46	50	33	63	22	23	21	19	21	21	21	23	40			302	309	611	64.32	Pass
4	2002220100134	Riya Bhati	38	58	44	30	42	37	49	42	45	38	21	20	23	22	23	21	24	20	25			313	268	581	61.16	Pass
5	2002220100135	Riya Kumari	47	53	43	22	40	49	46	68	46	38	25	29	24	22	22	15	23	26		KCS502	309	297	606	63.79	CP(1)	
6	2002220100136	Robins	33	30	35	48	34	45	40	60	34	53	20	26	21	21	20	21	20	21	25			262	299	561	59.05	Pass
7	2002220100137	Rohan Kumar Saini	42	60	49	60	50	42	46	59	41	48	23	26	21	21	21	22	22	21	42			334	333	667	70.21	Pass
8	2002220100138	Rohit Kumar	30	49	30	31	36	48	30	39	30	47	20	15	22	19	19	20	22	19	25			244	272	516	54.32	Pass
9	2002220100139	Sachin Dixit	33	30	30	63	40	23	40	57	31	49	21	16	21	19	21	23	22	19	45		KCS503	283	283	566	59.58	CP(1)
10	2002220100140	Saksham Saxena	49	66	46	75	47	51	48	70	48	66	24	20	25	24	23	24	20	24	41			347	400	747	78.63	Pass
11	2002220100141	Saksham Sharma	36	71	39	58	42	40	49	47	32	67	21	24	21	21	23	24	21	46			310	348	658	69.26	Pass	
12	2002220100142	Sameer Kundu	44	43	41	72	43	45	49	53	36	60	24	23	25	24	24	21	22	24	44			328	342	670	70.53	Pass
13	2002220100143	Sandeep Lal	30	36	31	53	32	43	42	72	32	53	18	27	21	21	19	21	15	21	30			252	320	572	60.21	Pass
14	2002220100144	Sanya Singh	41	56	49	73	43	63	49	73	46	75	25	31	23	24	21	21	22	24	33			327	409	736	77.47	Pass
15	2002220100145	Sarthak Singh	31	49	32	30	33	31	37	66	33	46	15	21	18	19	21	18	15	19	25			245	278	523	55.05	Pass
16	2002220100146	Satyam Kumar	35	66	35	59	33	71	40	74	39	63	19	29	24	23	25	20	21	23	37			289	399	688	72.42	Pass
17	2002220100147	Saurav Kumar Singh	33	50	35	78	36	71	42	71	32	56	18	28	23	22	22	23	15	22	41			279	393	672	70.74	Pass
18	2002220100148	Shariq Ahmad Khan	42	44	40	72	35	60	42	70	42	62	20	16	25	25	23	24	17	25	35			301	382	683	71.89	Pass
19	2002220100149	Shashi Shekhar Verma	31	31	34	53	34	33	34	52	32	35	17	17	21	20	21	21	20	20	30			257	265	522	54.95	Pass
20	2002220100150	Shatakshi Kumari	33	22	35	59	35	74	44	52	33	50	20	29	23	22	21	21	21	22	29		KCS501	274	322	596	62.74	CP(1)
21	2002220100151	Shivam Kumar	32	47	36	70	33	61	41	63	36	55	19	30	24	23	21	24	21	23	36			280	366	646	68.00	Pass
22	2002220100152	Shivam Kumar Dwivedi	30	42	31	58	31	30	35	38	30	43	15	22	21	19	19	20	15	18	34			246	268	514	54.11	Pass
23	2002220100153	Shivam Rawat	39	58	38	60	44	60	48	70	39	53	22	25	24	24	22	24	20	24	43			317	373	690	72.63	Pass
24	2002220100154	Shivangi Mall	30	25	39	44	35	48	42	38	43	38	21	24	23	22	23	21	15	22	28		KCS501	278	258	536	56.42	CP(1)
25	2002220100155	Shivani Kumar	38	38	38	62	36	50	43	65	33	54	20	36	23	22	21	20	21	22	27			280	333	613	64.53	Pass
26	2002220100156	Shreya Bhardwaj	44	65	36	38	40	51	42	67	41	56	23	27	24	24	22	23	21	24	25			295	348	643	67.68	Pass
27	2002220100157	Shruti Kumari	36	33	36	43	39	35	45	52	34	47	21	26	23	23	21	22	21	23	25			280	278	558	58.74	Pass
28	2002220100158	Shubham Singh	32	35	35	32	34	53	31	46	31	39	18	28	22	19	20	20	18	19	36			259	263	522	54.95	Pass
29	2002220100159	Siddhant	44	43	43	38	42	60	44	64	47	63	23	27	24	23	25	23	22	21	39			330	335	665	70.00	Pass
30	2002220100160	Smriti Rao	37	47	46	43	40	46	44	34	44	50	24	24	23	21	23	21	15	21	37			309	283	592	62.32	Pass
31	2002220100161	Snehlata Pandey	34	61	41	50	35	43	43	48	40	59	21	22	22	21	20	21	21	21	28			284	324	608	64.00	Pass
32	2002220100162	Sonu Kumar	32	47	37	49	37	30	30	50	30	38	15	11	21	20	21	24	22	20	25			255	278	533	56.31	Pass
33	2002220100163	Sourav Pravakar	33	49	33	52	33	12	38	50	31	42	19	16	23	22	22	19	19	21	25		KCS503	257	267	524	55.16	CP(1)
34	2002220100164	Sudhanshu Mishra	31	47	30	53	33	39	30	43	31	47	15	24	21	22	21	21	20	22	29			246	294	540	56.84	Pass
35	2002220100165	Sukant Kumar	32	49	39	60	40	55	40	44	35	43	20	19	22	22	20	21	23	22	43			294	316	610	64.21	Pass
36	2002220100166	Sumit Kumar	36	55	41	54	42	53	44	50	35	34	22	21	23	22	20	21	22	22	45			308	311	619	65.16	Pass
37	2002220100167	Sumit Singh	36	55	35	49	35	56	45	56	39	65	21	30	23	24	22	21	22	24	48			305	350	655	68.95	Pass
38	2002220100168	Suraj Kumar Singh	37	73	46	70	42	42	48	62	44	59	21	31	24	24	22	23	15	24	40			318	377	695	73.16	Pass
39	2002220100169	Sushant Kumar	31	41	35	58	37	43	41	48	31	58	20	32	22	21	20	21	20	21	30			267	311	578	60.84	Pass

AZ

HOD - CSE
Engineering College

Mayank

Director
Engineering College
Greater Noida

40	2002220100171	Ujjawal Kumar	39	43	30	55	41	52	40	51	36	38	20	18	22	24	21	21	22	24	40			296	308	604	63.58	Pass
41	2002220100172	Urvashi Sharma	33	63	36	51	36	38	43	59	31	58	19	20	21	21	20	21	17	21	40			277	332	609	64.11	Pass
42	2002220100174	Utkarsh Srivastav	37	49	38	40	36	46	46	57	32	45	19	22	22	22	22	23	20	22	40			293	304	597	62.84	Pass
43	2002220100175	Utkarsh Umang	31	59	33	50	33	46	37	45	30	56	17	33	22	22	20	21	20	22	25			251	321	572	60.21	Pass
44	2002220100176	Utsav Singh	42	75	34	73	36	69	48	73	43	75	18	32	24	23	23	23	15	23	49			314	434	748	78.74	Pass
45	2002220100177	Vaibhav Rai	30	35	39	66	33	45	30	41	31	35	17	20	19	22	20	22	16	22	25			243	288	531	55.89	Pass
46	2002220100178	Vibhu Pratap	30	38	30	37	30	44	30	39	31	40	15	24	19	21	18	18	15	21	25			228	258	486	51.16	Pass
47	2002220100179	Vikash Gupta	30	40	30	53	37	19	30	57	31	58	15	17	19	22	19	22	15	22	29	KCS503		240	293	533	56.11	CP(1)
48	2002220100180	Vikash Kumar Pal	30	54	31	50	31	25	30	64	31	62	15	27	19	21	20	23	15	21	25	KCS503		232	320	552	58.11	CP(1)
49	2002220100181	Vipul Mishra	48	73	30	52	43	49	49	67	48	63	23	29	24	24	22	23	23	24	48			335	375	710	74.74	Pass
50	2002220100182	Virendra Kumar	33	52	41	47	34	50	41	56	33	52	18	20	21	22	20	22	19	22	25			267	323	590	62.11	Pass
51	2002220100183	Vishaka Mishra	33	57	35	44	37	43	41	50	36	62	20	16	21	21	21	23	17	21	35			276	321	597	62.84	Pass
52	2002220100184	Vishal Tiwari	30	61	33	48	30	47	30	41	31	50	16	23	21	22	20	20	17	22	25			237	311	548	57.68	Pass
53	2002220100185	Vishart Gaurav	31	31	30	50	35	18	38	37	35	53	20	26	20	21	18	21	18	21	25	KCS503		250	252	502	52.84	CP(1)
54	2002220100186	Vivek Bhati	34	43	39	62	44	33	39	44	34	46	21	23	24	23	22	23	21	23	44			301	297	598	62.95	Pass
55	2002220100187	Vivek Chauhan	34	50	36	74	41	58	46	55	33	66	19	33	21	22	21	21	18	22	37			287	368	655	68.95	Pass
56	2002220100188	Yash Rajora	31	13	35	32	35	30	40	52	31	44	18	32	19	21	18	20	19	21	25	KCS501		253	233	486	51.16	CP(1)
57	2002220100189	Yogesh Kumar Chaubey	44	58	34	37	33	63	46	55	43	66	19	29	24	24	22	23	19	23	30			295	349	644	67.79	Pass
58	2002220100190	Yuvraj Kumar Singh	44	34	39	32	42	67	49	53	43	60	24	32	23	24	23	23	19	23	46			328	316	644	67.79	Pass
59	2002220100191	Yuvraj Singh	50	68	44	57	48	61	47	66	45	70	23	32	25	24	24	24	19	25	40			342	395	737	77.58	Pass
60	2102220109001	Anuj Mishra	32	46	43	36	34	36	41	55	33	45	20	28	20	21	20	18	19	21	25			267	278	545	57.37	Pass
61	2102220109004	Chaitanya Sharma	31	42	33	30	32	34	39	51	31	36	16	22	17	21	16	20	16	21	25			240	255	495	52.11	Pass
62	2102220109011	Mukul Kumar	32	40	30	19	37	51	45	44	33	48	21	25	22	22	21	21	21	22	38	KCS502		279	267	546	57.47	CP(1)
63	2102220109012	Naresh Kumar	32	23	36	41	32	57	42	52	31	36	18	17	24	23	22	21	19	23	35	KCS501		273	276	549	57.79	CP(1)
64	2102220109014	Paras Pratap Singh	34	38	32	31	34	31	43	37	34	31	16	19	18	21	16	20	16	21	25			252	230	482	50.74	Pass
65	2102220109017	Sonu Pathak	31	19	32	38	31	16	39	35	31	31	17	19	19	21	19	20	18	21	25	KCS501, KCS503		245	201	446	46.95	CP(2)

Ar
HOD - CSE
I.T.S. Engineering College

Kayano
Director
ITS Engineering College
Greater Noida

Vth SEMESTER

S. No.	Subject Name	Subject Code	Faculty Name	Section	Pass %	Average Marks	Pass %	Average Marks	Pass %	Average Marks	Pass %	Average Marks	Pass %	Average Marks	Pass %	Average Marks	Pass %	Average Marks
					TARGET, 2022-23	LAST 3 YEARS	2022-23	TARGET, 2021-22	2021-22	2020-21	2019-20							
1	DBMS	KCS501	Dr. Vrinda Sachdeva	A	100.00	50.00	90.49	45.76	95.45	46.38	100.00	50.00	83.91	42.59	92.31	45.48	95.24	49.21
2	CD	KCS502	Mr. Kuldeep Kumar	A	100.00	50.00	89.49	45.09	89.39	46.06	100.00	48.00	89.09	45.47	89.88	44.70	NA	NA
3	DAA	KCS503	Dr. Vasudha Arora	A	90.00	48.00	92.47	45.38	87.88	46.18	90.00	45.00	88.01	42.90	94.06	44.60	95.33	48.65
4	WD	KCS052	Dr. Ashish Kumar	A	100.00	50.00	97.98	47.97	98.48	50.81	100.00	48.00	98.87	51.19	97.09	44.75	NA	NA
5	ML	KCS055	Mr. Prashant Kumar	A	100.00	50.00	89.32	43.40	98.48	49.25	100.00	48.00	89.32	43.40	NA	NA	NA	NA

S. No.	Subject Name	Subject Code	Faculty Name	Section	Pass %	Average Marks	Pass %	Average Marks	Pass %	Average Marks	Pass %	Average Marks	Pass %	Average Marks	Pass %	Average Marks	Pass %	Average Marks
					TARGET, 2022-23	LAST 3 YEARS	2022-23	TARGET, 2021-22	2021-22	2020-21	2019-20							
1	DBMS	KCS501	Ms. Simranpreet Kaur	B	100.00	50.00	90.49	45.76	91.80	43.72	100.00	50.00	83.91	42.59	92.31	45.48	95.24	49.21
2	CD	KCS502	Mr. Kuldeep Kumar	B	100.00	50.00	89.49	45.09	93.44	46.56	100.00	48.00	89.09	45.47	89.88	44.70	NA	NA
3	DAA	KCS503	Dr. Vasudha Arora	B	90.00	48.00	92.47	45.38	95.08	47.02	90.00	45.00	88.01	42.90	94.06	44.60	95.33	48.65
4	WD	KCS052	Mr. Manik Pandey	B	100.00	50.00	97.98	47.97	98.36	50.20	100.00	48.00	98.87	51.19	97.09	44.75	NA	NA
5	ML	KCS055	Mr. Arun Kumar	B	100.00	50.00	89.32	43.40	100.00	53.00	100.00	48.00	89.32	43.40	NA	NA	NA	NA

S. No.	Subject Name	Subject Code	Faculty Name	Section	Pass %	Average Marks	Pass %	Average Marks	Pass %	Average Marks	Pass %	Average Marks	Pass %	Average Marks	Pass %	Average Marks	Pass %	Average Marks
					TARGET, 2022-23	LAST 3 YEARS	2022-23	TARGET, 2021-22	2021-22	2020-21	2019-20							
1	DBMS	KCS501	Dr. Vrinda Sachdeva	C	100.00	50.00	90.49	45.76	92.31	47.14	100.00	50.00	83.91	42.59	92.31	45.48	95.24	49.21
2	CD	KCS502	Mr. Kuldeep Kumar	C	100.00	50.00	89.49	45.09	95.38	50.08	100.00	48.00	89.09	45.47	89.88	44.70	NA	NA
3	DAA	KCS503	Mr. Aditya Dayal Tyagi	C	90.00	48.00	92.47	45.38	89.23	45.43	90.00	45.00	88.01	42.90	94.06	44.60	95.33	48.65
4	WD	KCS052	Mr. Manik Pandey	C	100.00	50.00	97.98	47.97	100.00	53.77	100.00	48.00	98.87	51.19	97.09	44.75	NA	NA
5	ML	KCS055	Mr. Arun Kumar	C	100.00	50.00	89.32	43.40	100.00	51.29	100.00	48.00	89.32	43.40	NA	NA	NA	NA
Overall Pass Percentage %									81.77				68.18		72.02		86.83	

Ar
HOD - CSE
I.T.S. Engineering College

Kayam
Director
ITS Engineering College
Greater Noida



I.T.S ENGINEERING COLLEGE GREATER NOIDA (A NAAC Accredited Engineering College)

2022-23
COMPUTER SCIENCE & ENGINEERING DEPARTMENT
VIIth SEMESTER(Section-A-B-C)
EXTERNAL RESULT ANALYSIS

S.No	Roll No	Student Name	MARKS OBTAINED: SUBJECT CODE											No. of CP	SUBJECT CODE (CARRY OVER)	Total Inter	Total Exter	Grand Total	Percent	SGPA	Status of Result	
			Rural Dev.		AI		Cloud		RER		AI LAB		MP LAB									Project
			Inter	Exter	Inter	Exter	Inter	Exter	Inter	Exter	Inter	Exter	Internal									Internal
(50)	(100)	(50)	(100)	(50)	(100)	(50)	(100)	(25)	(50)	(25)	(50)	(150)	Inter	Exter	850	%		PASS/PCP/INCOMPLETE/UFM				
1	1822210023	ANANT SHARMA	38	65	43	39	41	31	43	39	23	22	25	115	0		328	196	524	61.65	6.67	PASS
2	1822210033	Arshad Waseem	38	61	40	56	35	63	41	52	21	21	42	112	0		329	253	582	68.47	7.44	PASS
3	1822210060	HIMANSHU CHAUDHARY	35	35	36	30	34	47	41	32	20	21	45	96	0		307	165	472	55.53	5.94	PASS
4	1822210061	HIMANSHU GUPTA	32	67	40	55	32	70	32	60	16	19	44	118	0		314	271	585	68.82	7.39	PASS
5	1822210115	RISHAB JAISWAL	32	30	36	62	32	80	40	66	17	19	32	106	0		295	257	552	64.94	7.11	PASS
6	1822210139	SAURABH RAI	35	34	32	34	34	30	39	19	20	21	25	96	1	KOE074	281	138	419	49.29	4.56	CP(1)
7	1822210144	SHIVAM CHAURASIA	32	45	32	59	32	46	32	45	18	19	43	97	0		286	214	500	58.82	6.67	PASS
8	1822210148	SHIVENDRA PATHAK	32	52	44	36	48	60	43	30	24	24	40	113	0		350	202	552	64.94	7.17	PASS
9	1822210181	VICKY KUMAR SINGH	38	52	44	36	48	60	43	30	24	24	40	113	0		326	235	561	66.00	7.22	PASS
10	1902220100001	AAYUSH RANJAN	35	50	42	55	36	59	45	52	17	19	42	109	0		276	154	430	50.59	4.94	CP(1)
11	1902220100002	ABHISHEK BHARADWAJ	32	30	33	39	32	47	32	16	16	22	39	92	1	KOE074	310	271	581	68.35	7.22	PASS
12	1902220100003	ABHISHEK CHAUHAN	36	62	38	60	34	66	39	62	20	21	40	103	0		336	196	532	62.59	6.72	PASS
13	1902220100004	ABHISHEK SHEKHAWAT	40	58	42	46	38	34	41	35	23	23	34	118	0		284	117	401	47.18	4.39	CP(2)
14	1902220100005	ABHISHEK YADAV	32	37	34	35	32	12	41	33	19		25	101	2	KCS713, KCS751A	301	179	480	56.47	6.22	PASS
15	1902220100006	ABHISHEK KUMAR	36	40	32	41	33	43	41	32	20	23	42	97	0		284	235	519	61.06	6.50	PASS
16	1902220100008	ABHISHEK SAXENA	32	55	34	53	33	40	39	67	19	20	25	102	0		333	203	536	63.06	7.00	PASS
17	1902220100009	ABHISHEK SAXENA	36	52	40	38	36	41	39	51	21	21	45	116	0		317	106	423	49.76	4.33	CP(2)
18	1902220100010	ABUTALIB K	34	37	40	18	37	0	41	30	21	21	31	113	2	KCS071, KCS713	283	190	473	55.65	5.78	PASS
19	1902220100011	ADITYA CHAUHAN	32	42	32	35	32	32	34	61	19	20	37	97	0		330	246	576	67.76	7.22	PASS
20	1902220100012	ADITYA SHARMA	37	61	43	60	36	46	41	58	22	21	36	115	0		294	199	493	58.00	6.33	PASS
21	1902220100013	ADNAN	32	45	35	52	32	37	34	45	19	20	40	102	0		320	234	554	65.18	6.94	PASS
22	1902220100013	AKANSH GUPTA	35	66	40	59	33	38	36	50	20	21	44	112	0		288	216	504	59.29	6.56	PASS
23	1902220100014	AKASH DEOL	32	59	32	39	33	51	34	44	19	23	43	95	0		336	238	574	67.53	7.28	PASS
24	1902220100015	AKASH RAI	36	66	43	49	37	44	42	57	22	22	44	112	0		292	167	459	54.00	5.72	PASS
25	1902220100016	AKASH DUBEY	39	45		32	36	30	36	41	16	19	34	96	0		305	207	512	60.24	6.50	PASS
26	1902220100017	AKEEL QASIM BHAT	36	53	36	48	36	43	41	41	21	22	37	98	0		281	165	446	52.47	5.39	CP(1)
27	1902220100019	AMANDEEP GAUTAM	32	38	32	40	35	30	32	57	16		44	90	1	KCS715A	290	198	488	57.41	6.50	PASS
28	1902220100020	AMARNATH NISHAD	32	44	32	44	36	37	41	52	20	21	35	94	0		364	267	631	74.24	7.89	PASS
29	1902220100021	AMIT SINGH	38	70	46	55	48	67	44	51	24	24	48	116	0		320	216	536	63.06	6.89	PASS
30	1902220100022	AMIT RAI	38	57	42	43	34	46	38	48	21	22	35	112	0		267	220	487	57.29	6.17	PASS
31	1902220100023	ANAGH TRIPATHI	32	68	32	35	32	46	32	51	17	20	25	97	0		322	227	549	64.59	6.83	PASS
32	1902220100025	ANKIT KUMAR	35	52	35	38	34	61	39	55	20	21	45	114	0		312	266	578	68.00	7.28	PASS
33	1902220100026	ANKIT KUMAR	38	73	32	60	37	66	41	45	21	22	45	98	0		326	273	599	70.47	7.61	PASS
34	1902220100027	ANKIT KUMAR GUPTA	39	58	45	57	37	74	32	61	22	23	37	114	0		336	230	566	66.59	7.33	PASS
35	1902220100030	ANSHUL BHARDWAJ	39	40	42	49	40	71	41	47	23	23	42	109	0		323	248	571	67.18	7.28	PASS
35	1902220100031	ANSHUL KUMAR	37	56	40	46	32	65	41	58	21	23	40	112	0		323	248	571	67.18	7.28	PASS

36	1902220100032	ANUBHAV SINGH ASWAL	34	34	37	42	35	30	39	39	16	19	25	105	0		291	164	455	58.53	6.06	PASS
37	1902220100033	ANUJ TIWARI	38	55	40	53	40	56	41	51	22	23	47	106	0		334	238	572	67.29	7.56	PASS
38	1902220100034	ANUJ SRIVASTAVA	36	68	42	53	37	55	43	49	22	22	36	105	0		321	247	568	66.82	7.39	PASS
39	1902220100035	ANUJAAN MISHRA	36	66	38	32	34	56	39	42	21	22	45	104	0		317	218	535	62.94	6.78	PASS
40	1902220100036	APRAJIT SHANDILYA	32	50	45	44	32	42	42	41	17	19	25	110	0		303	196	499	58.71	6.39	PASS
41	1902220100037	AQUIB KHAN	35	56	37	43	33	38	39	45	20	21	44	114	0		322	203	525	61.76	6.78	PASS
42	1902220100038	ARPIT NIRVAN	33	66	32	54	34	64	35	67	19	20	25	115	0		293	271	564	66.35	7.06	PASS
43	1902220100039	ARPIT TIWARI	32	53	32	32	36	50	32	50	19	20	31	114	0		296	205	501	58.94	6.28	PASS
44	1902220100040	ARQAM FAYAZ	32	54	39	21	34	60	40	53	20	21	25	117	1	KCS071	307	209	516	60.71	5.94	CP(1)
45	1902220100041	ARYAN KHAN	32	44	33	36	32	30	34	40	16	19	30	96	0		273	169	442	52.00	5.72	PASS
46	1902220100042	ARYAN MOHAN	32	50	32	35	36	49	32	45	16	19	35	94	0		277	198	475	55.88	6.11	PASS
47	1902220100043	ARYAN SHUKLA	32	53	32	50	32	59	36	39	16	19	25	96	0		269	220	489	57.53	6.50	PASS
48	1902220100045	ASHISH KUMAR PATEL	36	52	42	39	37	53	43	35	22	22	36	116	0		332	201	533	62.71	6.89	PASS
49	1902220100046	ASHISH KUMAR VISHWAKA	39	36	42	42	37	48	42	32	22	22	36	117	0		335	180	515	60.59	6.56	PASS
50	1902220100047	ASHMIT TIWARI	32	47	35	30	32	30	32	36	19		36	113	1	KCS715A	299	143	442	52.00	5.39	CP(1)
51	1902220100048	ASHOK KUMAR SHARMA	32	52	35	41	34	45	36	42	16	19	36	112	0		301	199	500	58.82	6.67	PASS
52	1902220100049	ASHUTOSH KUMAR GUPTA	35	54	40	57	36	51	37	52	17	19	45	114	0		324	233	557	65.53	6.94	PASS
53	1902220100050	ATUL KHANDURI	32	55	40	61	32	68	41	44	20	21	25	116	0		306	249	555	65.29	6.94	PASS
54	1902220100051	AVIRAL SINGH	33	48	32	36	32	53	32	37	16	19	46	95	0		286	193	479	56.35	6.22	PASS
55	1902220100052	AVNI	45	69	43	60	39	76	42	55	24	23	46	119	0		358	283	641	75.41	7.89	PASS
56	1902220100053	AYUSH GUPTA	32	63	36	38	32	61	35	45	19	21	45	120	0		319	228	547	64.35	7.22	PASS
57	1902220100054	AYUSHI AGARWAL	38	46	45	41	35	34	46	34	23	23	45	114	0		346	178	524	61.65	6.72	PASS
58	1902220100055	AYUSHI SHARMA	35	48	35	44	34	75	35	65	18	20	39	125	0		321	252	573	67.41	7.39	PASS
59	1902220100056	BHAVISHYA RAJ	38	37	42	51	35	50	42	31	22	23	45	114	0		338	192	530	62.35	6.89	PASS
60	1902220100057	CHANDA RANI	32	65	45	71	32	72	44	42	16	19	48	116	0		333	269	602	70.82	7.44	PASS
61	1902220100058	CHANDRA SHEKHAR	40	52	43	31	39	43	44	48	23	23	46	114	0		349	197	546	64.24	7.06	PASS
62	1902220100059	CHE TAN KUMAR SHARMA	36	39	43	40	38	48	42	30	17	19	25	115	0		316	176	492	57.88	6.39	PASS
63	1902220100060	DEEPAK	32	50	32	46	32	44	32	43	16	19	25	96	0		265	202	467	54.94	6.33	PASS
64	1902220100062	DEEPAK SHARMA	32	45	43	46	35	46	43	68	16	19	37	113	0		319	224	543	63.88	7	PASS
65	1902220100063	DHRUV AANSH GUPTA	38	48	32	36	36	46	44	53	16	19	46	95	0		307	202	509	59.88	6.56	PASS
66	1902220100064	DIVYANSH GUPTA	38	43	43	33	35	59	38	47	22	23	43	118	0		337	205	542	63.76	7	PASS
67	1902220100065	DIVYANSHU ANAND	37	60	32	38	32	47	32	49	19	20	48	96	0		296	214	510	60.00	6.56	PASS
68	1902220100066	EMAD NAUSHAD	36	34	41	33	35	44	40	40	21	22	45	115	0		333	173	506	59.53	6.5	PASS
69	1902220100067	ESHA GUPTA	32	48	40	42	33	63	40	30	17	19	39	116	0		317	202	519	61.06	6.67	PASS
70	1902220100068	GAUTAM SHARMA	41	47	47	50	34	64	46	37	24	24	47	121	0		360	222	582	68.47	7.44	PASS
71	1902220100069	HARSH KUMAR	32	63	35	30	32	64	32	24	16	19	37	95	1	KOE074	279	200	479	56.35	5.44	CP(1)
72	1902220100070	HARSHITA BISHNOI	32	65	40	62	32	68	41	71	17	19	45	115	0		322	285	607	71.41	7.61	PASS
73	1902220100071	HEMANT KUMAR YADAV	49	62	45	44	38	30	45	58	24	24	46	114	0		361	218	579	68.12	7.22	PASS
74	1902220100072	INTIZAR AHAMAD	34	59	36	44	35	59	39	51	20	21	36	97	0		297	234	531	62.47	7	PASS
75	1902220100073	JAIDEEP SINGH	34	41	40	20	34	18	42	43	21	22	36	102	2	KCS071, KCS713	309	144	453	53.29	4.5	CP(2)
76	1902220100075	KAUSHAMBI SRIVASTAVA	32	51	40	38	32	44	44	44	21	22	47	125	0		341	199	540	63.53	7.06	PASS
77	1902220100076	KESHAV KUMAR	32	39	32	37	35	22	33	19	19	20	40	94	2	KCS713, KOE074	285	137	422	49.65	4.17	CP(2)
78	1902220100077	KOSHIKA SRIVASTAVA	36	46	42	30	36	24	41	39	22	23	26	114	1	KCS713	317	162	479	56.35	5.5	CP(1)
79	1902220100078	KUNAL SAINI	32	61	42	63	33	32	41	45	21	22	37	116	0		322	223	545	64.12	6.72	PASS
80	1902220100079	KUNAL YADAV	32	58	32	35	32	34	32	30	16	19	25	94	0		263	176	439	51.65	5.5	PASS
81	1902220100080	MANISH KUMAR TIWARI	34	48	40	30	33	30	36	36	20	21	44	116	0		323	165	488	57.11	6.11	PASS

82	1902220100081	MANJAY KUMAR	34	53	33	50	35	47	39	42	20	21	46	96	0		303	213	516	60.71	6.61	PASS
83	1902220100082	MANYA SINGH	32	63	40	41	32	32	40	43	16	19	35	116	0		311	198	509	59.88	6.5	PASS
84	1902220100083	MAULIKA RANJAN	32	51	36	46	33	46	32	53	19	20	46	115	0		313	216	529	62.24	6.78	PASS
85	1902220100084	MD RAFIQUE	32	51	32	34	32	30	35	30	19	20	44	96	0		290	165	455	53.53	5.5	PASS
86	1902220100085	MD IMTEYAZ IMAM	34	51	32	41	33	30	33	42	16	19	45	97	0		290	183	473	55.65	6.06	PASS
87	1902220100086	MD SHAQUIB JAWAID	32	40	32	30	32	42	32	48	18	19	41	96	0		283	179	462	54.35	5.83	PASS
88	1902220100087	MD UZAIF UMAR	41	46	32	56	46	53	44	49	23	23	46	95	0		327	227	554	65.18	7	PASS
89	1902220100089	MOHD SHADAN	32	61	37	45	33	45	32	32	17	19	37	113	0		301	202	503	59.18	6.5	PASS
90	1902220100090	MOHIT MALIK	37	56	43	47	40	52	47	34	24	24	44	115	0		350	213	563	66.24	7.33	PASS
91	1902220100091	MUKESH KUMAR	35	43	42	47	32	41	39	61	21	22	41	114	0		324	214	538	63.29	6.78	PASS
92	1902220100092	MUSTAHSAN KHAN	39	70	46	54	33	48	43	57	16	19	41	122	0		340	248	588	69.18	7.61	PASS
93	1902220100093	NALIN SHUKLA	32	34	32	30	33	34	33	18	17	19	25	95	1	KOE074	267	135	402	47.29	4.33	CP(1)
94	1902220100094	NAVNEET PRATAP	37	50	45	42	32	56	35	56	21	22	43	108	0		321	226	547	64.35	6.94	PASS
95	1902220100095	NIKHIL CHOUDHARY	32	46	32	41	32	40	32	30	17	19	25	104	0		274	176	450	52.94	5.67	PASS
96	1902220100096	NISHA KUMARI	32	52	40	53	33	49	41	57	20	21	47	112	0		325	232	557	65.53	7.17	PASS
97	1902220100097	NISHANT BHATI	32	42	34	33	32	41	32	44	16	19	32	95	0		273	179	452	53.18	5.72	PASS
98	1902220100098	NITIN	32	40	32	51	32	47	32	38	18	19	35	98	0		279	195	474	55.76	6.11	PASS
99	1902220100099	NITISH KUMAR GIRI	35	51	40	44	34	59	32	50	16	19	37	112	0		306	223	529	62.24	6.83	PASS
100	1902220100100	NITISH KUMAR JHA	37	53	43	75	37	57	42	71	22	24	43	115	0		339	280	619	72.82	7.83	PASS
101	1902220100101	PARIJAT PRASUN	37	44	32	44	39	43	32	41	20	21	45	112	0		317	193	510	60.00	6.67	PASS
102	1902220100102	PIYUSH KUMAR	32	42	36	43	33	65	36	54	19	20	38	113	0		307	224	531	62.47	6.83	PASS
103	1902220100103	PIYUSH KUMAR SINGH	38	51	40	32	35	57	42	31	22	24	40	123	0		340	195	535	62.94	6.89	PASS
104	1902220100104	PIYUSH SAINI	37	67	42	49	37	44	42	55	22	23	43	124	0		347	238	585	68.82	7.56	PASS
105	1902220100105	PRACHI AGGARWAL	32	42	36	70	32	57	35	63	16	19	38	115	0		304	251	555	65.29	7	PASS
106	1902220100106	PRAGATI KUMARI	44	54	50	53	49	72	50	75	24	24	40	125	0		382	278	660	77.65	8.39	PASS
107	1902220100107	PRAMOD KUMAR CHOUHAN	36	34	39	46	32	73	38	49	16	19	40	112	0		313	221	534	62.82	6.89	PASS
108	1902220100108	PRANAV SHUBHAM JHA	33	36	32	40	33	56	32	48	19	20	35	112	0		296	200	496	58.35	6.33	PASS
109	1902220100109	PRANAW KUMAR SINGH	36	38	32	46	35	61	32	55	19	20	37	113	0		304	220	524	61.65	6.67	PASS
110	1902220100110	PRANJAL SRIVASTAVA	32	68	32	55	32	63	32	52	18		42	114	1	KCS751A	302	238	540	63.53	6.61	CP(1)
111	1902220100111	PRATEEK SHARMA	35	38	36	53	33	65	36	57	16	19	38	105	0		299	232	531	62.47	7	PASS
112	1902220100112	PRATYUSH CHAUDHARY	32	54	35	44	32	30	32	49	17	19	36	115	0		299	196	495	58.24	6.33	PASS
113	1902220100113	PRAVEEN KUMAR	37	53	45	42	33	64	35	47	21	22	42	115	0		328	228	556	65.41	7.11	PASS
114	1902220100115	PUSHPENDRA KUMAR	35	65	40	71	34	40	43	67	21	22	40	100	0		313	265	578	68.00	7.22	PASS
115	1902220100116	R MURALI	40	54	45	53	45	40	47	70	24	24	43	90	0		334	241	575	67.65	7.28	PASS
116	1902220100117	RAJ KUMAR	35	57	32	51	33	31	32	53	17	19	25	92	0		266	211	477	56.12	6	PASS
117	1902220100118	RAJA GUPTA	32	55	40	45	32	75	40	40	20	23	43	95	0		302	238	540	63.53	6.89	PASS
118	1902220100119	RAJAT BHARDWAJ	41	66	48	51	45	86	45	48	24	24	48	113	0		364	275	639	75.18	8.06	PASS
119	1902220100120	RAJEEV RANJAN SINGH	32	47	42	43	32	58	43	31	16	19	37	114	0		316	198	514	60.47	6.67	PASS
120	1902220100121	RAKSHIT TYAGI	34	30	40	34	34	33	35	21	20	21	40	115	1	KOE074	318	139	457	53.76	4.94	CP(1)
121	1902220100123	REZA AHMAD	34	31	40	40	35	55	37	21	21	22	37	113	1	KOE074	317	169	486	57.18	5.56	CP(1)
122	1902220100125	RISHABH KUMAR JHA	32	30	32	31	32	30	32	34	16	20	36	95	0		275	145	420	49.41	5.11	PASS
123	1902220100126	RITESH RANJAN	36	61	32	64	40	65	40	49	21	22	45	96	0		310	261	571	67.18	7.28	PASS
124	1902220100128	RITIK KUMAR SINHA	32	51	32	53	32	66	32	44	18	19	25	94	0		265	233	498	58.59	6.5	PASS
125	1902220100129	ROHAAN FAROOQ	32	46	40	53	35	60	41	33	21	22	39	113	0		321	214	535	62.94	6.89	PASS
126	1902220100130	ROHIT JAIN	35	44	36	41	33	57	35	48	20	21	45	94	0		298	211	509	59.88	6.78	PASS
127	1902220100131	ROHIT SAINI	35	44	36	35	32	57	35	36	19	20	34	112	0		303	192	495	58.24	6.28	PASS

128	1902220100132	SACHIN KUMAR	32	52	32	36	33	57	33	53	19	20	35	95	0		279	218	497	58.47	6.44	PASS
129	1902220100134	SAHIL HUSSAIN	39	70	46	49	40	70	45	62	24	24	43	114	0		351	275	626	73.65	8	PASS
130	1902220100135	SAIF MALLICK	32	31	43	13	33	39	36	30	21	22	41	117	1	KCS071	323	135	458	53.88	4.94	CP(1)
131	1902220100136	SAKSHI SHARMA	32	45	40	41	32	65	43	52	21	21	48	111	0		327	224	551	64.82	7.17	PASS
132	1902220100137	SANDEEP YADAV	32	56	40	32	32	62	46	67	16	24	36	114	0		316	241	557	65.53	7.06	PASS
133	1902220100138	SANIK KUMAR MISHRA	36	57	32	39	33	70	41	50	20	21	45	94	0		301	237	538	63.29	6.94	PASS
134	1902220100139	SANYAM KOTHARI	35	53	35	45	32	55	35	41	17	24	46	112	0		312	218	530	62.35	6.83	PASS
135	1902220100140	SARTHAK SINGH CHAUHAN	34	62	38	27	33	51	34	60	20	21	36	116	1	KCS071	311	221	532	62.59	6.06	CP(1)
136	1902220100141	SATYAM KUMAR MISHRA	40	60	46	61	36	48	45	68	24	23	27	118	0		336	260	596	70.12	7.5	PASS
137	1902220100142	SHAHZAR NESAR	32	52	39	58	33	64	41	72	20	21	43	104	0		312	267	579	68.12	7.22	PASS
138	1902220100143	SHANI DEO PANDEY	37	62	39	63	36	72	41	59	16	19	30	113	0		312	275	587	69.06	7.44	PASS
139	1902220100145	SHASHWAT RAI	34	50	37	34	33	49	39	32	20	21	41	109	0		313	186	499	58.71	6.44	PASS
140	1902220100146	SHIVA SINGH PATEL	32	52	32	30	32	61	32	24	17		34	97	2	KOE074, KCS751A	276	167	443	52.12	4.78	CP(2)
141	1902220100147	SHIVAM KUKRETI	34	33	40	34	35	67	33	50	20	21	38	114	0		314	205	519	61.06	6.39	PASS
142	1902220100148	SHIVAM PANDEY	35	45	40	44	33	58	43	53	21	22	45	115	0		332	222	554	65.18	7.17	PASS
143	1902220100149	SHIVANI DUBEY	37	45	32	44	41	58	32	53	16	19	25	95	0		278	219	497	58.47	7.17	PASS
144	1902220100150	SHRIRANGAM PHANI	32	66	32	30	42	63	32	45	17	19	34	97	0		286	223	509	59.88	6.56	PASS
145	1902220100152	SIDDHARTHA TIWARI	36	57	40	36	34	51	41	54	17	19	44	94	0		306	217	523	61.53	6.86	PASS
146	1902220100153	SRISHTI CHATURVEDI	32	56	32	50	32	59	32	66	16	25	25	98	0		267	256	523	61.53	6.72	PASS
147	1902220100154	SUBHAM PRATAP SINGH	35	63	42	51	38	38	41	58	22	22	46	94	0		318	232	550	64.71	7.11	PASS
148	1902220100155	SUMAN GUPTA	40	63	40	48	41	40	40	53	22	22	42	97	0		322	226	548	64.47	6.89	PASS
149	1902220100156	SUMIT KUMAR	35	62	36	42	35	34	35	52	16	19	39	115	0		311	209	520	61.18	6.67	PASS
150	1902220100157	SUMIT SOURAV	32	61	40	42	32	66	40	40	16	19	37	105	0		302	228	530	62.35	7	PASS
151	1902220100158	SURYAKANT TRIPATHI	35	54	32	50	33	54	42	45	20	21	46	96	0		304	224	528	62.12	6.61	PASS
152	1902220100159	SWATI SINGH	32	47	42	66	32	51	44	37	16	19	37	118	0		321	220	541	63.65	7	PASS
153	1902220100160	TANISHA SINGH	36	58	32	37	36	75	32	52	19	20	25	97	0		277	242	519	61.06	6.67	PASS
154	1902220100162	TUSHAR VATSA	39	57	42	48	42	49	46	46	24	25	42	93	0		328	225	553	65.06	7.28	PASS
155	1902220100163	UDAY SINGH	32	49	32	44	32	53	32	52	16	19	36	95	0		275	217	492	57.88	6.44	PASS
156	1902220100164	UDIT BHASKAR	32	46	32	33	32	61	32	63	16	19	38	96	0		278	222	500	58.82	6.44	PASS
157	1902220100165	UMAKANT DWIVEDI	33	44	33	41	32	37	34	38	19	20	45	94	0		290	180	470	55.29	6.06	PASS
158	1902220100166	UNNATI GUPTA	32	54	42	53	32	59	44	63	21	22	47	119	0		337	251	588	69.18	7.5	PASS
159	1902220100167	VANSHAM MISHRA	32	47	40	50	41	50	35	58	17	19	45	109	0		319	224	543	63.88	7.28	PASS
160	1902220100168	VANSHIKHA SINGH	32	49	32	51	32	51	32	63	16	24	25	95	0		264	238	502	59.06	6.56	PASS
161	1902220100169	VIKASH KUMAR	32	47	37	40	32	63	41	43	20	21	44	102	0		308	214	522	61.41	6.72	PASS
162	1902220100171	VISHAL YADAV	33	51	37	43	33	62	41	35	16	19	47	105	0		312	210	522	61.41	6.94	PASS
163	1902220100172	YASH GARG	32	43	41	43	32	44	35	34	16	19	46	113	0		315	183	498	58.59	6.61	PASS
164	1902220100173	YASH KUMAR	37	55	40	52	39	75	40	58	22	22	45	112	0		335	262	597	70.24	7.67	PASS
165	1902220100174	YASH MEHROTRA	34	49	32	48	32	33	36	55	19	20	43	97	0		293	205	498	58.59	6.33	PASS
166	1902220100175	YASH ROHILLA	32	33	32	49	32	41	37	32	16	19	25	96	0		270	174	444	52.24	5.67	PASS
167	1902220100176	YASH SHARMA	32	69	32	40	32	65	32	51	18	19	46	97	0		289	244	533	62.71	6.72	PASS
168	1902220100177	YASH SHARMA	33	72	32	47	34	66	32	60	19	20	48	98	0		296	265	561	66.00	7.22	PASS
169	1902220100178	YASH KAUSHIK	39	73	41	55	36	60	46	52	23	23	46	95	0		326	263	589	69.29	7.5	PASS
170	1902220100180	YOGESH KUMAR	45	66	47	55	46	54	45	47	24	24	48	125	0		380	246	626	73.65	7.94	PASS
171	2002220109001	ANIKET KUMAR	43	62	40	30	36	41	41	59	22	23	41	115	0		338	215	553	65.06	7.17	PASS
172	2002220109002	MOHIT SHARMA	32	42	32	58	32	54	41	59	19	20	44	95	0		295	233	528	62.12	6.67	PASS

VIIth SEMESTER

S. No.	Subject Name	Subject Code	Faculty Name	Section	Pass %	Average Marks %	Pass %	Average Marks %	Pass %	Average Marks %	Pass %	Average Marks %	Pass %	Average Marks %	Pass %	Average Marks %	Pass %	Average Marks %
					TARGET, 2022-23		LAST 3 YEARS AVERAGE		2022-23		TARGET, 2021-22		2021-22		2020-21		2019-20	
1	OPMENT: ADMINISTRATION	KHU701	Ms. Roobal Yadav	A,B,C	100.00	50.00	99.40	53.10	100.00	51.50	100.00	50.00	99.40	53.10	NA	NA	NA	NA
2	ARTIFICIAL INTELLIGENCE	KCS071	Mr. Manik Chand Pandey	A,B,C	100.00	50.00	97.02	48.65	97.09	44.51	100.00	50.00	96.42	48.12	95.21	48.68	99.44	49.15
3	CLOUD COMPUTING	KCS713	Ms. Shailja Varsney	A,B,C	100.00	50.00	99.25	56.95	97.09	50.78	100.00	50.00	100.00	56.41	100.00	56.33	97.75	58.12
4	NEWABLE ENERGY RESOURC	KOE074	Mr. Rohan Srivastava	A,B,C	100.00	50.00	99.42	49.99	95.35	46.98	100.00	50.00	99.42	49.99	NA	NA	NA	NA


Overall Pass Percentage %


89.53

95.24

92.81

96.63


HOD - CSE
I.T.S. Engineering College


Director
ITS Engineering College
Greater Noida

22-23 (Even) AIML

S.No	Roll No	STUDENT NAME	Father Name	Section	MARKS OBTAINED: SUBJECT CODE												No. of CP	SUBJECT CODE (CARRY OVER)	Total Internal(350)	Total External(625)	Grand Total 975	Percent %	Status of Result										
					Math		HV		OS		TAFI		MP		OS Lab									Language Program		Internal(25)	External(25)	Internal(25)	External(25)				
					KAS402	Extrenal(100)	KVE401	Extrenal(100)	KCS401	Extrenal(100)	KCS402	Extrenal(100)	KCS403	Extrenal(100)	KCS451	Extrenal(25)								KCS452	Extrenal(25)					KNC453	Extrenal(25)	KNC402	Extrenal(25)
					Inter nal(50)	Extrenal(50)	Inter nal(50)	Extrenal(50)	Inter nal(50)	Extrenal(50)	Inter nal(50)	Extrenal(50)	Inter nal(50)	Extrenal(50)	Inter nal(25)	Extrenal(25)								Inter nal(25)	Extrenal(25)					Inter nal(25)	Extrenal(25)	Inter nal(25)	Extrenal(25)
1	2102221640001	Abhay	Dharmendra Chauhan	A	27	22	34	57	31	47	27	31	27	23	23	17	20	18	23	17	9	221	255	476	49								
2	2102221640003	Adarsh Vishesh	Brajesh Shrivastav	A	27	33	37	42	38	39	36	50	36	30	22	20	23	21	23	23	19	15	261	273	534	55							
3	2102221640005	Aditya Rai	Anoop Kumar	A	31	19	35	52	32	34	29	13	30	38	16	19	20	17	20	25	18	15	301	411	712	73							
4	2102221640006	Aditya Shubham Jha	Nagendra Jha	A	30	67	45	65	46	56	38	73	50	50	25	24	25	22	23	23	19	31	292	351	643	66							
5	2102221640008	Afzal Ansari	Asgar Ansari	A	33	35	49	54	38	62	43	69	43	44	22	23	24	20	21	21	19	23	224	157	381	39	PCP						
6	2102221640009	Akshita Khanduri	Chander Mohan	A	27	4	30	33	35	23	28	6	33	21	21	20	17	20	17	18	16	12	278	366	644	66							
7	2102221640010	Amrendra Chaudhary	Gulab Chandra	A	35	55	50	44	44	62	27	51	36	65	22	20	21	22	23	20	20	27	285	292	577	59							
8	2102221640011	Angeel Sharma	Lokesh Sharma	A	33	23	47	52	39	40	42	46	43	55	17	20	22	19	20	22	22	15	265	341	606	62							
9	2102221640012	Anshuman	Sudhir Singh	A	40	62	32	30	40	72	27	62	39	30	19	21	22	22	25	23	21	19	245	343	588	60							
10	2102221640013	Anuj Kumar	Azad Singh	A	29	32	36	57	37	67	30	50	33	64	16	18	21	23	23	20	9	219	273	492	50	PWG							
11	2102221640014	Aryan Yadav	Arvind Kumar Yadav	A	27	30	27	40	36	37	27	47	30	40	16	19	17	20	22	22	17	18	241	241	482	49							
12	2102221640015	Ashmit Paul	Alok Kumar Paul	A	27	27	34	34	40	40	30	30	32	32	16	16	19	19	23	23	20	20	333	339	672	69							
13	2102221640016	Biswajeet Samal	Prabhat Kumar Samal	A	48	50	46	35	50	57	50	56	45	49	21	24	24	23	25	25	24	20	240	315	555	57							
14	2102221640017	Chandan Vaishnav	Heeralal	A	31	48	32	39	34	41	34	49	32	51	23	19	19	20	18	22	17	26	253	275	528	54							
15	2102221640018	Deepanshu Choudhary	Neeraj Kumar Choudhary	A	37	43	27	55	35	35	35	33	36	50	23	20	20	22	21	22	19	6	231	280	511	52	PCP						
16	2102221640019	Devendra Rai	Kavindra Nath Rai	A	27	30	27	64	38	45	27	13	27	41	23	22	15	22	25	24	22	19	225	212	437	45							
17	2102221640020	Devesh Pratap Singh	Devendra Pal Singh	A	27	30	34	45	32	21	28	19	30	17	20	19	18	19	17	20	19	22	185	161	346	35	fail						
18	2102221640021	Divyanshu Pandey	Dileep Kumar Pandey	A	25	8	25	46	25	30	25	3	26	10	16	18	15	16	15	19	13	11	226	222	448	46	PCP						
19	2102221640022	Hariom Sharan Singh	Krishna Pal Singh	A	27	11	33	48	34	42	27	16	28	35	23	22	19	18	18	19	17	11	242	236	478	49	PCP						
20	2102221640023	Harsh Srivastav	Pradip Kumar Srivastava	A	30	13	34	30	33	54	29	35	35	30	23	23	20	22	22	23	16	6	288	298	586	60							
21	2102221640024	Harsh Vardhan	Ajab Singh	A	33	37	45	45	38	54	38	46	43	32	23	20	21	23	23	24	17	22	255	196	451	46	PCP						
22	2102221640025	Hritik Kumar	Ravindra Yadav	A	35	18	41	12	33	32	33	35	32	30	17	19	23	20	23	21	18	9	298	317	615	63							
23	2102221640026	Kamayani Pandey	Anil Kumar Pandey	A	40	30	48	46	45	62	38	58	43	33	18	20	17	22	24	25	25	21	232	258	490	50							
24	2102221640027	Karan Singh	Mahabir Singh Negi	A	30	14	34	55	29	30	33	59	32	18	22	20	18	20	17	20	17	22	238	269	507	52							
25	2102221640028	Kasim	Sabir Khan	A	33	43	33	30	32	59	31	30	33	36	20	19	18	22	20	20	18	10	229	273	502	51	PCP						
26	2102221640029	Khemendra Kumar	Sudhir Kumar Sudhanshu	A	27	23	39	41	32	57	30	40	28	35	17	19	17	20	21	21	18	17	274	315	589	60							
27	2102221640031	Krati Gupta	Jai Prakash Gupta	A	38	47	34	31	44	71	38	30	37	46	20	22	17	21	23	25	23	22	255	296	551	57							
28	2102221640032	Kunal Goyal	Yogendra Kumar Goyal	A	36	15	43	46	41	67	27	44	29	33	19	21	19	19	20	22	21	29	215	246	461	47	PCP						
29	2102221640033	Manish Kumar	Mahaveer Singh	A	30	18	34	40	31	38	28	51	29	30	16	19	15	20	17	20	15	10	217	281	498	51	PCP						
30	2102221640041	Priyanshu Mishra	Dhananjay Mishra	A	27	15	27	44	34	69	27	40	32	37	16	19	16	20	22	18	15	1	236	287	523	54	PWG						
31	2102221640042	Rishabh Sahu	Mahender Kumar	A	29	50	33	53	31	54	33	24	30	30	20	20	18	22	23	23	19	11	224	268	492	50	PCP						
32	2102221640043	Rishabh Sharma	Naresh Kumar Sharma	A	27	30	33	61	31	43	29	30	29	30	18	19	19	19	23	21	15	15	280	308	588	60	PCP						
33	2102221640044	Riya Tripathi	Rakesh Kumar Tripathi	A	32	36	47	52	42	73	36	25	41	38	20	22	20	23	23	24	19	15	325	345	670	69							
34	2102221640045	Shivam Singh	Devendra Kumar Singh	A	45	48	49	50	49	71	43	38	47	52	22	24	24	23	25	20	21	19	322	355	677	69							
35	2102221640047	Sonu Singh	Mahesh Singh	A	50	44	48	52	45	62	44	38	44	71	18	20	23	23	25	25	25	20	201	214	415	43							
36	2102221640048	Sumit Jha	Prem Nath Jha	A	27	12	27	34	27	33	27	14	27	33	17	19	18	18	17	21	14	28	203	220	423	43	PCP						
37	2102221640049	Suryansh S Garg	Rajesh Kumar Shukla	A	27	14	32	45	28	41	28	44	27	30	17	19	18	20	18	20	17	27	212	260	472	48	PCP						
38	2102221640052	Vaibhav Siroha	Pratap Singh	A	199	67	266	27	Fail														199	67	266	27	Fail						
39	2202221649001	Abhay Pratap Singh	Nagendra Singh	A	27	2	28	10	28	0	27	1	27	1	17	15	15	16	19	14	2	245			0	Incomplete							
40	2202221649002	Aditya Yadav	Chandra Bhan Yadav	A	31	14	43	32	35	46	34	30	29	###	17	19	20	21	18	23	18	19	199	165	364	37	Fail						
41	2202221649003	Anas Khan	Firoz Jamal	A	27	12	27	11	29	30	28	38	27	12	15	18	15	15	17	21	14	8	209	169	378	39	Fail						
42	2202221649004	Devraj Sharma	Jaiprakash Sharma	A	28	2	33	20	29	44	29	11	27	22	16	18	15	18	17	21	15	13	313	356	669	69							
43	2202221649005	Kanchan	Ranvesh Kumar	A	38	40	49	61	45	51	39	51	46	50	24	24	23	23	24	25	31		313	356	669	69							
44	2202221649006	Shubham Vishwakarm	Ramashray Vishwakarma	A	38	40	49	61	45	51	39	51	46	50	24	24	23	23	24	25	31		313	356	669	69							
45	2202221649007	Shubhang Mishra	Manoj Mishra	A	27	30	38	31	29	21	32	11	32	34	17	19	15	20	18	23	17	10	225	199	424	43	PCP						
46	2202221649008	Sumant Kumar Tiwari	Bhrihu Nath Tiwari	A	28	0	32	23	28	34	28	2	27	32	16	18	15	17	17	20	15	9	206	155	361	37	fail						
47	2202221649009	Varun Tiwari	Birendra Kumar Tiwari	A	29	1	36	20	30	22	29	15	31	21	16	18	18	17	17	20	15	15	221	149	370	38	PCP						
48	2202221649010	Yash Raj Sharma	Sunil Kumar Sharma	A	29	17	32	17	30	58	28	13	30	20	17	19	17	15	17	18	14	19	214	196	410	42	Fail						

(22-23) (IV) (A-B-C)

S.No	Roll No	STUDENT NAME	Father Name	Section	MARKS OBTAINED: SUBJECT CODE																No. of CP	SUBJECT CODE (CARRY OVER)	Total Internal (350)	Total External (625)	Grand Total 975	Percent %	SGPA	Status of Result		
					EE		T C		OS		T AFL		MP		OS Lab		MP Lab		uage Progrer System											
					KOE048	KAS401	KCS401	KCS402	KCS403	KCS451	KCS452	KCS453	KNC401	Inte rnal	Exte rnal	Inte rnal	Exte rnal	Inte rnal	Exte rnal	Inte rnal									Exte rnal	
					(50)	(100)	(50)	(100)	(50)	(100)	(50)	(100)	(50)	(100)	(25)	(25)	(25)	(25)	(25)	(25)									(25)	(25)
1	2102220100001	Aaditya Gera	Vikas Gera	A	30	49	37	51	34	44	30	30	35	40	20	23	19	19	22	21	18	18	0		245	295	540	55	6	PWG
2	2102220100002	Aashish Sharma	Sanjay Kumar Sharma	A	27	32	32	48	30	36	27	32	27	59	17	23	19	19	17	18	15	25	2	KOE048, KCS402	211	292	503	52	3.76	PCP
3	2102220100004	Abhinav Gaur	Devendra Singh	A	33	45	39	67	34	30	30	26	32	44	20	21	18	20	19	23	19	15	1	KCS 402	244	291	535	55	5.24	PWG
4	2102220100005	Abhinav Tiwari	Umesh Tiwari	A	28	30	37	75	29	49	30	36	31	38	20	23	20	19	19	18	19	18	0	KOE048	233	306	539	55	4.9	PWG
5	2102220100006	Abhishek Kumar	Satyendra Kumar	A	28	8	35	62	30	19	29	52	28	20	21	21	21	19	20	17	17	11	3	KOE048, KCS402, KCS403	229	229	458	47	3.38	PCP
6	2102220100007	Abhishek Mandal	Ravi Shekhar Mandal	A																					0	0	0	0	UFM	UFM
7	2102220100008	Abhishek Yadav	Rameshwar Yadav	A	27	63	37	52	31	55	31	55	34	36	22	22	23	21	21	23	20	24			246	351	597	61	6.48	PASS
8	2102220100009	Adarsh Kumar Jha	Dilip Kumar Jha	A	35	50	35	51	37	40	31	54	43	31	22	22	20	21	23	17	8			263	299	562	58	6.24	PASS	
9	2102220100010	Aditi Deshwal	Dharmendra Kumar	A	38	56	44	44	37	41	33	39	43	35	21	22	20	19	20	23	18	16			274	295	569	58	6.38	PASS
10	2102220100011	Aditya Dagar	Direndra Kumar	A	40	58	50	48	46	41	42	46	49	32	21	22	25	23	23	24	20	26			316	320	636	65	6.86	PASS
11	2102220100012	Aditya Kumar	Anil Kumar	A	34	74	39	48	35	54	33	36	33	42	21	22	20	22	24	24	19	17			256	339	595	61		PASS
12	2102220100013	Aditya Kumar	Manmohan Prasad	A	50	53	48	55	50	45	48	69	50	52	24	23	23	22	22	25	22	18			337	362	699	72	7.62	PASS
13	2102220100014	Aditya Pratap Singh	Madan Kishore Singh	A	28	57	30	45	27	52	29	51	27	36	18	20	15	23	20	17	15	20			209	321	530	54		PCP
14	2102220100016	Aditya Sharma	Upendra Kumar Sharma	A	44	50	44	49	46	60	41	67	41	54	22	22	23	22	22	21	30			304	377	681	70	7.67	PASS	
15	2102220100017	Aditya Shukla	Arun Kumar Shukla	A	30	37	36	46	30	48	31	31	31	41	20	21	16	22	22	21	17	16			233	283	516	53	5.43	PCP
16	2102220100018	Ajay Pratap Singh	Mokshpal Singh	A	32	17	40	54	27	52	29	57	33	34	21	21	20	21	18	18	28	1	KOE048	241	302	543	56	5	PCP	
17	2102220100020	Akanksha Sahu	Ram Saran Sahu	A	35	36	38	38	33	58	35	26	33	41	22	24	21	20	22	23	18	15	1	KCS 402	257	281	538	55		PWG
18	2102220100021	Akhand Pratap Chand	Ajay Kumar Chand	A	27	44	31	67	27	33	27	15	27	32	17	21	15	20	17	17	14	16	2	KCS402, KCS403	202	265	467	48		PCP
19	2102220100022	Akshat Sharma	Suraj Sharma	A	36	61	39	51	46	58	30	39	46	37	21	21	23	22	22	23	18	28			281	340	621	64		PWG
20	2102220100023	Akshit Negi	Nareesh Singh Negi	A	45	48	45	54	47	53	32	42	45	30	23	21	25	24	23	22	20	12			305	306	611	63		PWG
21	2102220100024	Aman Raj	Sanjay Kumar	A	28	37	38	42	27	42	27	6	27	21	22	23	22	21	17	19	15			KCS402, KCS403	232	223	455	47		PCP
22	2102220100025	Aman Singh	Shailesh Kumar Singh	A	45	68	39	53	44	50	44	49	37	50	21	21	22	24	21	24	20	27			293	366	659	68		PASS
23	2102220100026	Aman Soni	Lt. Madan Lal Soni	A	34	70	44	57	36	53	34	66	36	68	22	21	23	23	22	25	21	25			272	408	680	70		PASS
24	2102220100027	Aman Tiwari	Sanjeev Tiwari	A	36	64	47	61	36	33	33	21	39	42	22	24	23	19	23	19	20			KCS 402	275	309	584	60		PWG
25	2102220100028	Aman Yadav	Jitendra Yadav	A	49	69	48	67	50	67	50	67	47	47	22	23	23	24	21	24	25	22			335	410	745	76		PASS
26	2102220100030	Amit Biswas	Anukul Biswas	A	30	47	36	44	27	30	28	16	32	30	19	21	20	21	18	19	17	22	2	KCS 401, KCS 402	227	250	477	49		PCP
27	2102220100031	Anant Kumar Sharma	Ravindra Kumar Sharma	A	41	52	38	78	35	60	30	69	49	55	23	22	25	23	23	22	18	27			282	408	690	71		PASS
28	2102220100032	Anil Yadav	Markande Yadav	A	36	47	37	73	38	58	34	62	37	45	21	21	23	20	20	23	19	26			265	375	640	66		PASS
29	2102220100033	Anjesh Kumar	Anuranjan Tiwari	A	42	79	47	36	40	62	42	55	42	62	22	23	23	21	21	23	20	21			299	382	681	70		PASS
30	2102220100034	Ankit Kumar	Awadhesh Kumar	A	27	45	40	56	31	37	32	42	34	62	20	21	23	23	21	22	16			248	324	572	59		PASS	
31	2102220100035	Ankit Kumar	Ravindra Kumar Singh	A	34	53	41	71	34	61	27	48	33	65	20	21	15	22	19	23	14	23			237	387	624	64		PASS
32	2102220100037	Ankit Patel	Vidyasagar Patel	A	34	51	42	73	36	49	35	74	34	52	21	21	23	23	25	23	19	33			269	399	668	69		PASS
33	2102220100038	Ankit Rai	Arvind Rai	A	40	48	44	67	43	33	41	66	46	32	20	21	24	21	24	22	19	16			301	326	627	64		PWG
34	2102220100039	Ankit Vishwakarma	Anirudh Vishwakarma	A																					0	0	0	0		UFM
35	2102220100040	Ankul Kumar	Dayashankar	A	35	49	41	41	37	44	38	49	37	69	21	23	22	23	20	21	20	31			271	350	621	64		PASS
36	2102220100041	Ansh Singh	Abhay Kumar Singh	A	34	30	27	69	31	48	30	55	32	67	22	21	22	22	22	18	14	27			234	357	591	61		PCP
37	2102220100042	Anshika Solanki	Mukat Singh	A	42	75	44	50	45	69	32	58	46	55	20	23	23	23	22	23	19	23			293	399	692	71		PASS
38	2102220100043	Anuj Bhati	Nempal Singh	A	0	30	33	39	27	37	27	36	27	31	19	21	15	22	18	18	14	17	2	KOE048, KCS403	229	251	480	55	3.24	PCP
39	2102220100044	Anuj Gupta	Kalu Ram	A	34	46	34	35	34	53	35	60	37	38	20	21	20	22	19	20	14	20			247	315	562	58	6.43	PCP
40	2102220100045	Anupriya Gupta	Kunjeshwar Gupta	A	41	55	45	54	40	61	42	75	39	40	20	21	19	19	19	21	22	22			285	368	653	67	7.24	PWG
41	2102220100046	Anushka Sharma	Anubhav Sharma	A	34	35	38	65	44	55	43	52	41	43	23	22	21	19	25	24	21	24			290	339	629	65	6.81	PWG
42	2102220100047	Arjun Kumar Sharma	Anil Kumar Sharma	A	30	60	39	47	30	38	29	55	27	55	21	21	22	20	18	18	25			236	339	575	59	6.43	PWG	
43	2102220100049	Arushi Ali	Liaqat Ali	A	27	33	38	41	31	30	27	30	27	38	18	21	15	19	18	17	15	1	KCS402	218	249	463	47	4.05	PCP	
44	2102220100051	Ashutosh Anand	Surendra Kumar	A	30	45	36	73	29	56	28	47	31	37	19	18	18	18	20	18	15			228						

53	2102220100062	Deepak Sharma	Tarachand Sharma	A	32	44	40	44	35	40	37	30	37	51	22	21	22	19	24	22	19	18				268	289	557	57	6.1	PASS
54	2102220100063	Deepak Singh	Manjeet Singh	A	29	48	39	51	34	46	31	50	37	57	19	21	20	19	21	21	21	22				251	335	586	60	6.71	PWG
55	2102220100064	Deepanshu Sharma	Sanjeev Kumar Sharma	A	31	53	42	44	38	55	31	54	41	41	19	23	20	20	21	21	19	19				262	330	592	61	6.57	PASS
56	2102220100066	Dev Rathore	Yash Pal Rathore	A	40	60	44	61	46	45	34	66	42	63	20	23	22	22	22	22	17	26				287	388	675	69	7.62	PASS
57	2102220100068	Dhriti Shekhar	Chandrashekar Shrivastava	A	27	33	45	47	37	38	31	19	31	30	20	21	18	19	19	21	21	18		1	KCS402	249	246	495	51	4.62	PCP
58	2202220109001	Ankit Kumar Rai	Late Omkar Nath Rai	A	29	14	41	54	27	50	29	31	29	43	20	18	15	20	19	23	19	22		1	KOE048	228	275	503	52	4.76	PCP
59	2202220109002	Anshul Kumar	Narendra Kumar	A	27	0	27	0	27	0	27	0	27	0	16	0	15	0	18	0	14	0		9	01,KCS402,KCS403,K	198	0	198	20	0	FAIL
60	2202220109003	Aryan Jha	Dharmendra Kumar	A	31	36	41	55	41	84	39	70	43	51	23	19	22	22	23	23	20	20				283	380	663	68	7.24	PASS
61	2202220109005	Chaitanya Tripathi	Rajnikant Tripathi	A	25	0	32	21	25	0	29	0	25	0	16	0	15	0	16	0	17	15		8	KCS402,KCS403,KCS451,KCS452,KCS453	200	36	236	24	0	FAIL
62	2202220109007	Anjali Verma	Vinod Kumar Verma	A	28	16	32	40	27	20	28	13	27	61	23	20	17	18	22	19	16	20		3	KCS402,KCS403,KCS451,KCS452,KCS453	220	227	447	46	3.1	PCP
63	2102220100069	Dhuruv Kumar	Satyendra Kumar	B	49	52	50	75	49	59	50	50	50	73	24	23	24	24	23	25	20	20				339	401	740	76	8.24	PASS
64	2102220100071	Divyanshu Singh	Satya Prakash Singh	B	30	47	37	44	36	41	28	33	30	47	20	21	18	21	19	20	22	15				240	289	529	54	5.95	PASS
65	2102220100072	Gagan Sahu	Gajraj Sahu	B	31	57	38	45	36	45	38	43	35	40	20	23	20	20	18	21	21	15				257	309	566	58	6.38	PASS
66	2102220100074	Gungun Saluja	Nand Kishor Saluja	B	45	69	50	59	48	68	49	64	47	57	24	23	23	24	24	23	18	16				328	403	731	75	8.1	PASS
68	2102220100076	Harsh Bhardwaj	Ambrish Kumar Sharma	B	29	40	35	57	33	59	29	41	31	49	21	21	17	19	20	20	18	22				233	328	561	58	6.29	PASS
69	2102220100077	Harsh Kumar Patel	Ram Asare Patel	B	46	63	50	46	49	69	50	44	48	57	24	25	25	24	22	24	23	17				337	369	706	72	7.95	PASS
70	2102220100078	Harsh Pandey	Divakant Pandey	B	39	52	40	40	43	61	39	37	38	32	21	21	23	23	18	21	18	19				279	306	585	60	6.57	PASS
71	2102220100079	Harsh Rajput	Devendra Singh	B	35	42	30	53	37	48	38	30	31	34	23	21	23	23	20	21	15	6				252	278	530	54	5.9	PASS
72	2102220100081	Harshit Kumar Dwivedi	Shailesh Kumar Dwivedi	B	35	57	45	60	38	52	32	45	33	30	22	21	21	22	20	20	23	29				269	336	605	62	6.67	PASS
73	2102220100082	Harshvardhan Pathak	Satish Kumar Pathak	B	28	53	37	52	30	55	32	47	28	46	21	21	19	23	22	20	19	31				236	348	584	60	6.24	PCP
74	2102220100083	Himanshi Bhardwaj	Manoj Kumar	B	31	33	28	46	32	57	35	38	32	50	21	21	15	21	21	21	21	16				236	348	584	60	6.24	PCP
75	2102220100084	Hiresh Kumar	Rakesh Kumar	B	46	63	50	46	49	69	50	44	48	57	24	25	25	24	22	24	23	17				337	369	706	72	7.95	PASS
76	2102220100085	Isha Deol	Manoj Kumar	B	39	52	40	40	43	61	39	37	38	32	21	21	23	23	18	21	18	19				279	306	585	60	5.62	PWG
77	2102220100086	Ishika Saxena	Sharad Saxena	B	35	42	30	53	37	48	38	30	31	34	23	21	23	23	20	21	15	6				252	278	530	54	7.24	pass
78	2102220100088	Kalpna Kushwaha	Dinesh Kushwaha	B	35	57	45	60	38	52	32	45	33	30	22	21	21	22	20	20	23	29				269	336	605	62	6.86	pass
79	2102220100089	Kamal Singh	Karan Singh	B	28	53	37	52	30	55	32	47	28	46	21	21	19	23	22	20	19	31				236	348	584	60	6.77	pass
80	2102220100090	Karan Kumar	Hariom Singh	B	31	33	28	46	32	57	35	38	32	50	21	21	15	21	21	21	21	16		1	KOE048	236	303	539	55	4.9	PCP
81	2102220100091	Kartikesh Keshari	Manoj Kumar Keshari	B	29	52	32	78	30	63	28	37	28	32	20	21	16	19	19	19	19	28				221	349	570	58	8.05	pass
82	2102220100092	Kartikesh Shukla	Amar Singh Shukla	B	39	46	50	61	40	50	34	39	39	21	24	21	23	20	25	22	22	15				296	295	591	61	6.86	PCP
83	2102220100095	Kishan Tripathi	Moti Babu Tripathi	B	44	67	47	49	46	60	41	33	44	47	24	22	24	22	22	23	22	19		2	KOE048, KCS403	314	333	647	66	3.81	PCP
84	2102220100096	Krish Verma	Keshav Prasad Verma	B	33	75	36	49	31	53	34	43	38	55	18	21	17	22	18	21	21	18				246	357	603	62	7.52	pass
85	2102220100097	Krishna Kumar Ojha	Jai Shankar Ojha	B	41	48	42	47	42	54	41	47	39	56	20	21	21	20	21	20	19	20		1	KCS402	286	333	619	63	5.52	PWG
86	2102220100099	Kunwar Bhagat Singh	Kunwar Bahadur Singh	B	29	13	32	52	28	33	28	59	30	52	19	21	17	19	19	20	18	16				220	285	505	52	7.52	Pass
87	2102220100100	Kushagra Gangwar	Vivek Kumar.	B	47	63	48	68	47	67	38	65	45	74	23	21	23	23	22	24	23	17				316	422	738	76	5.76	Pass
88	2102220100101	Lakshya Pratap Singh	Rakesh Kumar Singh	B	28	50	35	61	34	62	28	54	30	69	23	21	19	21	22	17	23	27				242	382	624	64	6.52	Pass
89	2102220100103	Lokesh Sharma	Om Prakash Sharma	B	27	30	34	47	33	32	28	56	32	20	22	21	20	20	19	18	20	6				235	250	485	50	5.62	Pass
90	2102220100104	Manasvi Lalit	Harish Kumar	B	42	58	47	54	44	57	43	62	42	50	22	21	23	23	22	22	21	21				306	368	674	69	6.95	Pass
91	2102220100105	Manish Kumar Raj	Mahesh Kumar	B	29	72	32	50	28	63	29	30	28	57	21	21	17	22	20	19	17	15				221	349	570	58	6.19	Pass
92	2102220100106	Manish Verma	Kuldeep Kumar	B	46	79	47	47	49	63	48	42	35	33	23	23	24	24	19	22	22	18				313	351	664	68	6.38	Pass
93	2102220100107	Manjeet Kumar Mishra	Narendra Kumar Mishra	B	31	51	36	45	33	57	30	34	32	31	21	22	17	22	21	21	23	15				244	298	542	56	5.95	Pass
94	2102220100108	Mayank Yadav	Sanjay Yadav	B	36	67	36	55	37	59	37	42	34	32	21	20	18	22	20	20	17	26				256	343	599	61	7.05	Pass
95	2102220100109	Md Adil Imran	Md Imran	B	32	64	42	50	38	53	34	66	32	38	22	20	22	23	18	23	23	15		1	KOE048	263	352	615	63	4.62	PCP
96	2102220100110	Md. Seraj Anwar	Md. Zeyaur Rahman	B	32	64	42	50	38	53	34	66	32	38	22	20	22	23	18	23	23	15				229	336	565	58	6.38	Pass
97	2102220100111	Moh Faizan	Vazahat Husain	B	30	54	35	55	32	59	30	44	29	42	19	20	17	22	18	20	19	20				258	314	572	59	7.38	Pass
98	2102220100112	Mohd Saad	Akhlaq Ahmed	B	34	45	31	42	36	62	44	42	35	40	20	21	18	21	20	22	20	19				238	308	546	56	5.76	Pass
99	2102220100113	Mohd Uvesh	Mohd Haneef	B	27	38	36	53	37	44	34	47	32	44	17	21	20	22	15	21	20	18				300	319	619	63	8.1	Pass
100	2102220100114	Mritunjay Rai	Uday Bhan Rai	B	43	62	47	45	46	30	37	39	35	53	23	21	24	24	22	23	23	22				228	305	533	55	8.57	Pass
101	2102220100115	Mukul Negi	Kundan Singh Negi	B	33	43	35	49	36	48	28	43	27	39	18	21	16	23	16	21	19	18				228	305	533	55	8.57	Pass
102	2102220100116	Navya Srivastava	Lalit Kumar Srivastava	B	29	11	27	56	31	30	27	68	27	34	16	21	15	22	15	17	20	23				207	282	489	50	6.71	Pass
103	2102220100117	Neeraj Kumar	Narendra Kumar	B	40	59	41	67	41	83	42	68	41	80	24	25	25	24	17	25	23	23				294	454	748	77	5.48	Pass
104	2102220100118	Niharika Shivhare	Abhishek Shivhare	B	39	57	41	57	40	64	43	59	36	55	23	22	23	23	20	24	22	26				287	387	674	69	8.29	Pass
105	2102220100119	Niharika Tiwari	Rajkumar Tiwari	B	37	40	36	49	34	37	39	34	34	30																	

178	2102220100197	Vishal Bhardwaj	Jai Prakash Bhardwaj	C	33	41	39	49	35	32	30	64	37	42	16	18	18	19	17	25	20	21	0		245	311	556	57	6	PWG
179	2102220100198	Vishnu Parmar	Ramkumar	C	27	30	27	45	27	35	27	51	27	35	16	21	21	20	19	23	14	28	1	KOE-048	205	288	493	51	4.43	PCP
180	2102220100199	Vishnu Singh	Mahendra Singh	C	46	48	49	57	48	61	50	51	47	41	21	22	24	25	20	25	25	21	0		330	351	681	70	7.48	PASS
181	2102220100200	Vishu	Brijpal Rana	C	36	43	30	43	40	55	39	43	37	36	22	23	22	22	17	23	14	17	0		257	299	556	57	6.1	PASS
182	2102220100201	Yash	Late Binod Kumar	C	29	48	40	72	40	43	46	40	42	40	17	19	20	21	21	24	24	16	0		279	323	602	62	6.71	PASS
183	2102220100202	Yash Joshi	Prakash Chandra Joshi	C	27	46	35	56	32	54	33	41	30	34	20	19	20	19	17	24	14	15	0		228	308	536	55	5.71	PASS
184	2102220100203	Yatin Kasnyal	Mohan Chandra Kasnyal	C	28	46	30	41	30	23	28	20	28	36	18	19	18	23	17	24	14	23	0		211	255	468	48	3.67	PCP
185	2202220109014	Rohit Patel	Raja Ram Patel	C	27	18	34	37	31	17	27	20	32	17	17	19	15	18	15	19	22	20	4	KOE-048, KCS 401,402, 403	220	185	405	42	1.76	FAIL
186	2202220109017	Vivek Pandey	Brijesh Kumar Pandey	C	39	64	49	59	48	62	48	63	43	57	21	22	24	24	19	23	25	21	0		318	395	711	73	7.81	PASS

Atm

L.T.C. Engineering College

IVth SEMESTER

S. No.	Subject Name	Subject Code	Faculty Name	Section	Pass %	Average Marks	Pass %	Average Marks	Pass%	Average Marks	Pass %	Average Marks	Pass %	Average Marks	Pass%	Average Marks	Pass%	Average Marks
					TARGET, 2022-23	LAST 3 YEARS	2022-23	2021-22	2020-21	2019-20	2018-19							
1	KOE-048	CSS	Dr. Kuldeep Malik	A	100.00	45.00	96.22	65.92	88.33	46.00	89.23	47.34	99.43	85.36	100.00	65.92	NA	NA
2	KAS-401	Tech. Comm.	Dr. Garima Rajput	A	100.00	48.00	98.27	67.54	96.67	51.32	95.38	53.06	99.43	92.49	100.00	57.08	NA	NA
3	KCS-401	OS	Dr. Vrinda Sachdeva	A	90.00	45.00	98.46	62.35	95.00	45.80	95.38	51.69	100.00	77.24	100.00	58.13	97.78	55.90
4	KCS-402	TAFL	Ms. Varsha Kumari Singh	A	90.00	45.00	97.04	54.07	81.67	43.60	92.31	47.17	98.82	57.87	100.00	58.71	89.19	41.04
5	KCS-403	MICRO.	Ms. Akansha Sharma	A	90.00	45.00	96.03	58.54	90.00	42.05	89.23	45.01	98.85	73.16	100.00	57.45	94.34	44.37

S. No.	Subject Name	Subject Code	Faculty Name	Section	Pass %	Average Marks	Pass %	Average Marks	Pass%	Average Marks	Pass %	Average Marks	Pass %	Average Marks	Pass%	Average Marks	Pass%	Average Marks
					TARGET, 2022-23	LAST 3 YEARS	2022-23	2021-22	2020-21	2019-20	2018-19							
1	KOE-048	CSS	Dr. Arun Kumar	B	100.00	45.00	96.22	65.92	88.71	48.03	78.46	44.05	99.43	85.36	100.00	58.87	NA	NA
2	KAS-401	Tech. Comm.	Dr. Garima Rajput	B	100.00	48.00	98.27	67.54	100.00	52.89	98.46	54.29	99.43	92.49	100.00	57.08	NA	NA
3	KCS-401	OS	Mr. Yogesh Sharma	B	90.00	45.00	98.46	62.35	96.77	52.24	96.92	56.38	100.00	77.24	100.00	58.13	97.78	55.90
4	KCS-402	TAFL	Mr. Abhishek Shivhare	B	90.00	45.00	97.04	54.07	95.16	44.98	89.23	46.88	98.82	57.87	100.00	58.71	89.19	41.04
5	KCS-403	MICRO.	Ms. Rakhi	B	90.00	45.00	96.03	58.54	95.16	45.11	89.23	48.02	98.85	73.16	100.00	57.45	94.34	44.37

S. No.	Subject Name	Subject Code	Faculty Name	Section	Pass %	Average Marks	Pass %	Average Marks	Pass%	Average Marks	Pass %	Average Marks	Pass %	Average Marks	Pass%	Average Marks	Pass%	Average Marks
					TARGET, 2022-23	LAST 3 YEARS	2022-23	2021-22	2020-21	2019-20	2018-19							
1	KOE-048	CSS	Dr. Arun Kumar	C	100.00	45.00	96.22	65.92	96.72	49.36	87.69	48.09	99.43	85.36	100.00	58.87	NA	NA
2	KAS-401	Tech. Comm.	Dr. Garima Rajput	C	100.00	48.00	98.27	67.54	100.00	56.03	98.46	56.06	99.43	92.49	100.00	57.08	NA	NA
3	KCS-401	OS	Ms. Shailja Varshney	C	90.00	45.00	98.46	62.35	95.08	49.69	98.46	52.60	100.00	77.24	100.00	58.13	97.78	55.90
4	KCS-402	TAFL	Mr. Abhishek Shivhare	C	90.00	45.00	97.04	54.07	91.53	49.41	89.23	47.17	98.82	57.87	100.00	58.71	89.19	41.04
5	KCS-403	MICRO.	Ms. Rakhi	C	90.00	45.00	96.03	58.54	88.52	41.72	96.92	48.14	98.85	73.16	100.00	57.45	94.34	44.37
Overall Pass Percentage %									83.06%									

Aon
I.T.S. Engineering College

6th - Even - 2022-23

I.T.S. ENGINEERING COLLEGE				INTERNAL																	EXTERNAL								Result Status	Remarks (SUB CODE WITH CARRY PAPER)
6th Semester, Batch 2020-24, Branch - CSE																														
SLNO	Roll No.	STUDENT NAME	FATHER'S NAME	Section	KCS601 (SE)	KCS602 (WT)	KCS603 (CN)	KCS604 (BD)	KOE068 (SPM)	KCS651 (SELAB)	KCS652 (WT LAB)	KCS653 (CN LAB)	KNC 602 (ITCS)	KCS601 (SE)	KCS602 (WT)	KCS603 (CN)	KCS604 (BD)	KOE068 (SPM)	KCS651 (SELAB)	KCS652 (WT LAB)	KCS653 (CN LAB)	KNC 602 (ITCS)	6th sem marks	MM	%	Result Status	Remarks (SUB CODE WITH CARRY PAPER)			
1	2002220100001	Aaryan Bhargava	Mahesh Bhargava	A	40	34	34	34	38	21	20	18	17	49	30	43	46	37	23	20	20	25	549	900	61.00	PWG				
2	2002220100002	Aayush Singh	Awadhesh Singh	A	38	35	35	39	36	23	24	20	16	35	36	32	32	30	23	21	21	19	515	900	57.22	PWG				
3	2002220100003	Abhay Gupta	Pradeep Gupta	A	36	38	35	33	33	24	24	20	15	68	57	50	37	58	22	22	21	24	617	900	68.56	PASS				
4	2002220100004	Abhay Pratap Singh Jadon	Chhote Singh Jadon	A	34	30	30	30	30	24	24	18	15	64	42	40	70	38	24	22	21	26	582	900	64.67	PASS				
5	2002220100005	Abhinav Kishore	Nawal Kishore Prasad	A	30	30	30	30	30	24	24	19	15	69	40	54	72	44	18	21	21	26	597	900	66.33	PASS				
6	2002220100007	Abhinav Verma	Deepak Kumar	A	37	39	38	33	31	22	22	17	15	57	32	46	30	30	21	22	23	17	532	900	59.11	PASS				
7	2002220100008	Abhishek	Pawan Kumar	A	30	30	36	30	30	19	20	17	15	34	22	ABS	ABS	0	18	21	19	19	360	900	40.00	PCP	KCS602, KCS061, KOE068, KCS603			
8	2002220100009	Abhishek Kumar	Anil Singh	A	42	41	41	43	42	22	22	22	22	57	43	64	37	52	24	22	21	31	648	900	72.00	PASS				
9	2002220100010	Abhishek Kumar Jha	Devesh Kumar Jha	A	30	30	30	30	30	19	19	17	15	44	38	25	24	34	20	22	21	32	535	900	59.44	PASS				
10	2002220100012	Abhishek Pathak	Rajesh Pathak	A	32	34	32	31	13	19	21	18	15	56	39	44	37	49	20	22	21	32	505	900	56.11	PASS				
11	2002220100013	Abhishek Srivastava	Satish Kumar Srivastava	A	33	31	33	32	33	20	20	17	15	52	39	33	30	34	20	21	21	21	505	900	58.89	PWG				
12	2002220100014	Aditya Ankit	Pavanesh Jha	A	30	30	30	32	30	23	23	17	15	49	21	47	58	39	18	20	19	29	530	900	58.89	PWG				
13	2002220100015	Aditya Dudy	Rajpal	A	44	33	41	40	41	24	24	20	22	58	41	65	50	41	23	21	23	33	644	900	71.56	PASS				
14	2002220100016	Aditya Jha	Purshotam Jha	A	31	32	35	30	32	24	24	18	15	48	33	33	31	30	20	22	25	16	499	900	55.44	PWG				
15	2002220100017	Ahmed Hasan	Zeeshan Halder	A	36	39	34	36	38	22	20	15	66	30	59	49	32	21	23	21	26	582	900	64.67	PASS					
16	2002220100018	Ajay Dey	Asit Kumar Dey	A	41	37	42	40	40	22	21	22	19	73	51	38	49	48	24	20	21	30	638	900	70.33	PASS				
17	2002220100019	Akanksha Verma	Vinay Kumar Verma	A	39	39	42	41	40	22	22	21	20	58	56	37	56	40	22	21	21	36	633	900	70.33	PASS				
18	2002220100021	Akhilesh Singh	Amod Singh	A	37	40	40	38	36	22	22	20	18	47	63	37	63	40	22	22	24	31	622	900	69.11	PWG				
19	2002220100022	Akshit Singh	Maharaj Singh	A	32	32	34	31	32	23	24	16	16	56	40	41	40	54	22	23	21	23	560	900	62.22	PASS				
20	2002220100023	Akshit Verma	Premchand Verma	A	34	35	36	38	35	20	20	19	15	46	40	37	59	31	20	20	20	30	555	900	61.67	PASS				
21	2002220100024	Aman Kumar	Surendra Sah	A	35	32	34	38	30	19	22	18	15	77	51	35	71	51	22	23	20	29	622	900	69.11	PASS				
22	2002220100025	Amit Singh Rawat	Darshan Singh Rawat	A	40	41	39	42	40	23	22	21	18	75	36	34	73	54	24	22	22	24	650	900	72.22	PASS				
23	2002220100026	Anand Prakash	Triloki Nath Yadav	A	34	40	36	38	36	23	23	19	18	63	45	39	48	47	23	21	19	21	593	900	65.89	PASS				
24	2002220100027	Anand Raj	Man Singh	A	30	32	32	32	32	23	23	17	16	50	20	67	57	49	20	23	19	26	568	900	63.11	PWG				
25	2002220100028	Anant Kumar	Vishukarmendro Deo	A	31	31	32	31	30	22	22	17	15	41	33	39	36	45	18	22	19	21	517	900	57.44	PCP	KNC602			
26	2002220100029	Anish Kumar Singh	Omrprakash Singh	A	37	36	34	36	31	20	21	19	15	34	30	46	39	30	22	23	22	22	626	900	69.56	PASS				
27	2002220100030	Anjali Gupta	Ranshankar Gupta	A	39	39	38	41	42	23	24	21	19	48	61	37	58	38	23	24	21	30	626	900	69.56	PASS				
28	2002220100031	Ankit Kumar	Anup Kumar	A	31	31	32	31	30	22	22	17	15	41	33	39	36	45	18	22	19	21	505	900	56.11	PASS				
29	2002220100032	Ankit Kumar	Raju Kumar	A	44	48	40	45	44	23	23	19	23	48	42	40	56	39	23	22	22	26	627	900	69.67	PASS				
30	2002220100034	Ankit Kumar Singh	Titlesh Kumar	A	42	35	39	36	41	23	21	19	17	71	39	70	51	45	23	23	21	28	644	900	71.56	PASS				
31	2002220100035	Ankit Sharma	Laxman Sharma	A	30	30	30	30	30	22	22	15	15	30	17	35	16	30	19	21	21	9	422	900	46.89	PCP	KCS602 (WT), KCS061(BD)			
32	2002220100037	Anuj Dwivedi	Shyam Narayan Dwivedi	A	38	41	34	42	40	23	21	18	20	60	46	50	46	51	23	20	21	32	626	900	69.56	PASS				
33	2002220100038	Anuj Kumar	Prahlad Singh	A	30	32	31	34	32	22	22	19	16	40	33	39	32	42	19	21	21	20	505	900	56.11	PASS				
34	2002220100039	Anushka Mishra	Ashok Kumar Mishra	A	35	36	40	40	30	23	23	22	15	45	49	55	54	61	21	22	23	20	614	900	68.22	PASS				
35	2002220100040	Anushka Shashwat	Manoj Kumar	A	40	38	39	41	42	23	23	20	20	53	41	36	66	59	23	23	23	39	649	900	72.11	PASS				
36	2002220100041	Arpit Singh	Dinesh Kumar Singh	A	33	33	36	38	33	23	23	20	16	45	60	63	58	71	22	20	21	28	643	900	71.44	PASS				
37	2002220100042	Aryan Gaur	Amar Nath Gaur	A	37	38	39	35	37	22	22	21	17	55	47	66	63	61	22	24	21	26	653	900	72.56	PASS				
38	2002220100043	Aryan Singh	Nand Kishore Prasad	A	30	30	30	30	30	23	23	18	15	59	34	73	36	61	18	23	22	26	581	900	64.56	PASS				
39	2002220100044	Ashish Mahto	Rajesh Mahto	A	32	31	32	32	31	21	24	18	16	38	30	33	15	62	20	22	21	16	494	900	54.89	PCP	KCS061			
40	2002220100045	Ashutosh Yadav	Jayveer Yadav	A	40	35	40	41	34	24	24	22	17	46	40	51	54	73	24	21	21	26	633	900	70.33	PASS				
41	2002220100046	Aviral Nigam	Sanjay Nigam	A	44	38	41	37	40	24	23	21	21	56	53	64	48	49	24	20	22	33	658	900	73.11	PASS				
42	2002220100047	Avishka Katiyar	Ashish Katiyar	A	40	40	41	40	40	23	24	24	20	49	58	69	75	74	24	22	21	38	722	900	80.22	PASS				
43	2002220100048	Ayush Goel	Neeraj Goel	A	34	36	37	37	35	20	21	23	15	50	43	70	66	60	21	21	19	28	636	900	70.67	PASS				
44	2002220100049	Ayush Kumar	Arvind Kumar Singh	A	46	47	44	48	45	22	22	21	22	49	66	69	64	50	24	20	19	28	706	900	78.44	PASS				
45	2002220100050	Ayushmaan Atrish	Ajay Atrish	A	39	39	37	41	38	22	22	20	20	45	60	64	68	50	23	23	19	21	651	900	72.33	PASS				
46	2002220100051	Deepanshu Kumar	Deepanshu Kumar	A	44	46	38	45	42	23	23	18	21	50	59	58	61	53	24	22	21	18	666	900	74.00	PASS				
47	2002220100052	Deepthi Sharma	Hans Raj Sharma	A	50	49	46	50	50	24	24	22	25	64	74	78	81	70	24	21	24	33	809	900	89.89	PASS				
48	2002220100053	Devesh Srivastava	D K Srivastava	A	30	31	30	33	30	22	22	17	15	42	30	42	36	50	18	20	21	24	513	900	57.00	PASS				
49	2002220100054	Devu	Ranveer Singh	A	32	33	33	36	33	20	20	17	15	53	30	48	34	38	19	21	20	19	521	900	57.89	PASS				
50	2002220100055	Dewanshu Kumar	Dewanshu Kumar	A	39	42	35	44	43	23	23	18	22	61	41	51	50	55	21	22	21	21	632	900	70.22	PASS				
51	2002220100056	Dhananjay Vashista	Yogesh Kumar Sharma	A	35	33	35	32	33	22	22	19	15	42	35	52	70	58	21	23	21	27	595	900	66.11	PASS				
52	2002220100057	Dhiraj Brijmohan Yadav	Brijmohan Yadav	A	30	30	31	30	30	20	18	15	32	19	68	37	26	18	21	19	17	17	481	900	53.44	PCP	KCS602, KOE068			
53	2002220100058	Dhiraj Kumar Chaudhary	Mithilesh Kumar Baitha	A	34	36	37	39	38	20	23	19	15	71	37	64	47	61	21	22	20	28	632	900	70.22	PASS				
54	2002220100060	Dhruv Singhal	Seema Singhal	A	42	43	42	45	42	24	23	23	21	78	41	67	74	50	24	23	25	28	715	900	79.44	PASS				
55	2002220100061	Dipnesh Mishra	Shashank Mishra	A	45	50	44	48	46	23	19	23	23	69	47	57														

67	2002220100068	Harshit Mahavar	Ved Prakash Mahavar	B	32	33	34	33	31	19	21	20	15	41	32	47	33	30	18	21	22	15	497	900	55.22	PCP	KNC602
68	2002220100070	Himanshu Bhati	Satyadev Bhati	B	31	32	30	32	30	19	22	17	15	44	40	59	44	38	18	22	21	24	538	900	59.78	PASS	
69	2002220100072	Himanshu Singh	Baksh Singh	B	30	32	30	30	32	20	24	20	15	45	37	35	35	32	23	21	24	19	504	900	56.00	PASS	
70	2002220100073	Hritik Yadav	Raj Kumar Yadav	B	30	30	36	30	30	15	22	15	15	46	45	41	36	53	21	20	21	18	524	900	58.22	PASS	
71	2002220100074	Ishika Seth	Vikas Seth	B	35	36	36	37	34	18	22	23	20	60	60	57	46	63	22	21	25	19	634	900	70.44	PASS	
72	2002220100075	Jaivrat Lohiya	Ajay Kumar	B	32	37	36	30	30	15	22	15	15	37	50	42	13	31	18	22	21	16	482	900	53.56	PCP	KCS061(BIG DATA)
73	2002220100076	Jeewan Kundu	Girdhari Kundu	B	31	32	32	30	31	17	22	21	15	42	20	40	39	46	22	21	21	28	510	900	56.67	PWG	
74	2002220100077	Jitesh Srivastav	Pavan Srivastav	B	37	37	39	34	35	22	23	20	18	42	31	0	49	39	22	24	21	18	511	900	56.78	PCP	KCS 603 (Computer Network)
75	2002220100078	Kamna Prakash	Anil Kumar Srivastava	B	36	39	40	33	32	20	22	22	17	40	21	70	41	30	20	23	21	21	548	900	60.89	PWG	
76	2002220100079	Kaushal Kumar	Narendra Kumar	B	32	37	36	33	32	18	22	22	19	43	25	58	30	34	21	21	21	20	524	900	58.22	PWG	
77	2002220100081	Kriti	Varinder Gupta	B	37	37	39	40	35	19	21	21	20	35	34	68	46	40	23	20	23	26	584	900	64.89	PASS	
78	2002220100082	Kumari Manasi	Ramjee Prajapati	B	34	34	33	34	35	20	22	22	19	38	30	44	48	62	21	22	21	26	565	900	62.78	PASS	
79	2002220100083	Laksh Yadav	Anil Kumar	B	30	30	30	30	30	15	21	16	15	30	48	21	32	61	20	23	21	15	488	900	54.22	PCP	KCS 603 (Computer Network)
80	2002220100084	Lokesh Saxena	Rahul Saxena	B	44	48	43	39	42	23	23	22	24	35	50	51	38	60	24	21	23	27	637	900	70.78	PASS	
81	2002220100085	Lucky Choudhary	Durgesh Kumar	B	30	30	32	33	30	15	22	15	15	49	34	45	34	55	20	20	24	27	530	900	58.89	PWG	
82	2002220100086	Manish Kumar Chauhan	Ram Kumar Chauhan	B	35	34	34	35	34	19	22	18	15	44	45	45	39	53	22	23	21	22	560	900	62.22	PASS	
83	2002220100087	Manish Kumar Sirohi	Pramod Kumar	B	34	35	33	34	36	19	22	18	15	49	54	46	45	49	22	22	22	21	576	900	64.00	PASS	
84	2002220100089	Mayank Sharma	Jai Prakash Sharma	B	31	30	30	30	30	15	22	15	15	53	61	57	58	68	21	21	25	603	900	67.00	PASS		
85	2002220100090	Mid Aamir	Abdul Kadir	B	43	48	47	39	42	23	24	22	22	55	64	48	57	61	24	20	23	30	692	900	76.89	PASS	
86	2002220100091	Mid Asif Ali	Mid Shafique Alam	B	36	37	34	35	34	20	22	20	18	48	50	66	43	55	23	23	19	24	607	900	67.44	PASS	
87	2002220100092	Mid Falzullah	Mid Ghulam Hashmat	B	38	37	36	36	37	20	21	21	19	55	48	60	59	75	22	21	21	17	643	900	71.44	PASS	
88	2002220100093	Mid Kaish	Mid Faiz	B	32	32	34	32	33	18	21	19	15	62	60	47	56	68	21	22	24	18	614	900	68.22	PASS	
89	2002220100094	Mid Shakil Alam	Mid Mujahir Alam	B	40	42	34	35	37	19	22	20	15	71	58	56	14	72	22	21	21	33	618	900	68.67	PASS	
90	2002220100095	Mohammad Abdus Samad	Riaz Ahmed Khan	B	36	30	38	37	36	20	24	21	15	39	52	54	50	71	21	20	21	33	618	900	59.67	PASS	
91	2002220100096	Mohammad Yaseen Dar	Ghuam Mohi Ud Din Dar	B	34	37	37	34	34	20	21	22	15	55	34	41	39	30	22	21	21	20	537	900	59.67	PASS	
92	2002220100097	Mukul Sharma	Yogendra Sharma	B	34	39	37	32	30	19	22	21	15	51	57	55	62	40	22	22	21	33	612	900	68.00	PASS	
93	2002220100098	Naman Singh	Nathun Singh	B	30	30	30	30	30	15	22	15	15	52	56	52	71	44	20	23	21	28	584	900	64.89	PASS	
94	2002220100099	Nancy Sharma	Madan Lal Sharma	B	43	43	42	40	42	22	24	24	22	78	61	76	73	89	24	21	25	37	751	900	83.44	PASS	
95	2002220100101	Neda Firdous	Mohammad Aslam	B	43	42	40	39	41	22	24	24	22	77	74	77	71	49	24	20	25	37	751	900	70.00	PASS	
96	2002220100102	Neetesh	Jitendra Singh	B	38	45	40	40	45	23	22	22	25	66	38	53	40	40	23	21	23	26	630	900	70.00	PASS	
97	2002220100103	Nikhil Gupta	Tarun Gupta	B	31	33	34	31	32	20	22	20	15	50	31	49	45	52	21	23	21	30	560	900	62.22	PASS	
98	2002220100104	Nikhil Kumar	Ajay Kumar	B	36	39	43	33	32	18	22	21	15	46	34	66	54	63	23	22	21	25	613	900	68.11	PASS	
99	2002220100105	Nikhil Pathak	Vinod Kumar Pathak	B	34	38	30	30	30	22	24	19	18	38	23	58	45	23	21	23	19	19	514	900	57.11	PCP	KCS602,KOE068
100	2002220100106	Nikunj Kaushik	Navin Kaushik	B	37	40	39	35	35	21	22	20	20	46	31	52	39	38	22	21	25	25	568	900	63.11	PASS	
101	2002220100107	Nilesh Shrivastav	Sujeet Kumar	B	36	34	40	32	34	23	33	24	17	36	16	34	18	22	21	20	24	19	483	900	53.67	PCP	KCS602,KOE068
102	2002220100108	Nisha Sharma	Mohan Shyam Sharma	B	39	43	44	41	39	22	24	24	24	78	41	71	62	62	23	23	24	32	716	900	79.56	PASS	
103	2002220100109	Nitesh Kumar	Jitendra Sah	B	48	49	49	43	44	23	24	20	23	69	40	69	62	58	24	23	23	32	723	900	80.33	PASS	
104	2002220100110	Nitesh Vishwakarma	Kailash Sharma	B	32	36	34	35	34	21	23	21	15	72	40	35	61	0	21	21	23	23	547	900	60.78	PCP	KOE068
105	2002220100111	Palak Gupta	Shiv Shankar Gupta	B	37	37	46	36	41	21	23	22	20	61	64	56	60	48	22	20	25	28	667	900	74.11	PASS	
106	2002220100112	Peeyush Kumar	Pramod Kumar Singh	B	30	30	30	30	30	20	22	22	15	57	39	59	54	51	21	23	22	15	570	900	63.33	PCP	KNC602
107	2002220100113	Piyush Kumar	Arun Kumar	B	33	36	38	34	32	23	22	21	15	63	54	62	38	51	21	22	22	24	611	900	67.89	PASS	
108	2002220100114	Piyush Raj	Vinod Kumar Singh	B	35	35	37	34	34	19	22	20	15	58	59	50	60	59	22	24	21	27	631	900	70.11	PASS	
109	2002220100115	Piyush Sokhi	Rupinder Pal Singh	B	36	36	38	35	33	22	23	20	17	58	65	65	62	55	21	21	24	25	656	900	72.89	PASS	
110	2002220100116	Pooja Pal	Mool Chand Singh	B	40	43	41	40	37	21	24	23	21	76	62	65	47	64	23	20	24	32	703	900	78.11	PASS	
111	2002220100117	Prachi Singhal	Jagdish	B	38	36	38	38	39	20	23	21	18	72	60	59	50	60	23	24	21	40	680	900	75.56	PASS	
112	2002220100118	Prakarti Goel	Rajesh Goel	B	30	30	30	30	30	20	24	19	15	59	63	57	66	58	23	21	24	30	629	900	69.89	PASS	
113	2002220100119	Prashant Kumar	Ashok Kumar Singh	B	37	33	38	33	32	23	22	20	15	57	59	59	49	59	23	20	19	24	622	900	69.11	PASS	
114	2002220100120	Pratyaksha Ratnapriya	Prashant Kumar	B	39	37	41	37	37	22	22	24	20	52	60	57	67	51	23	23	25	31	668	900	74.22	PASS	
115	2002220100122	Prince Pandey	Omdhar Pandey	B	30	30	30	30	30	20	22	18	15	40	22	30	35	42	18	24	20	22	478	900	53.11	PCP	KCS602
116	2002220100123	Priyanshu	Rajvir	B	30	30	30	30	39	18	22	17	15	46	6	32	41	51	18	21	19	21	486	900	54.00	PCP	KCS602
117	2002220100124	Priyanshu Kumari	Munishwar Prasad	B	35	32	34	33	32	19	23	22	17	56	55	56	50	49	20	20	20	16	589	900	65.44	PCP	KNC602
118	2002220100125	Raj Bhati	Surendra Bhati	B	33	32	34	33	33	18	21	22	15	51	41	57	55	46	21	23	20	26	581	900	64.56	PASS	
119	2002220100126	Raja Sharma	Ram Sewak Sharma	B	49	40	48	44	48	22	24	23	20	62	38	56	55	81	23	24	23	23	703	900	78.11	PASS	
120	2002220100127	Rajeev Kumar Singh	Sarbjeeet Singh	B	33	31	37	34	33	16	22	18	17	67	70	74	56	58	21	21	19	19	646	900	71.78	PASS	
121	2002220100128	Rajneesh Kumar	Subhash Singh	B	31	32	36	30	31	18	22	18	15	60	64	37	48	60	21	22	19	15	580	900	64.44	PCP	KNC602
122	2002220100129	Rajnish Kumar	Jagdhari Prasad	B	32	30	34	31	30	19	22	21	16	40	19	27	32	33	20	20	19	15	460	900	51.11	PCP	KCS602, KCS603, KNC602
123	2102220109010	Km. Amrita	Bal Kishan	B	37	39	40	37	35	22	23	22	20	72	37	57	55	24	24	23	32	654	900	72.67			

137	2002220100141	Saksham Sharma	Mohan Swaroop Sharma	C	31	34	37	31	31	23	21	23	15	73	50	56	59	61	19	22	23	31	640	900	71.11	PASS	
138	2002220100142	Sameer Kundu	Dipankar Kundu	C	34	38	41	34	34	23	23	24	15	65	54	53	65	54	20	24	24	25	650	900	72.22	PASS	
139	2002220100143	Sandeep Lal	Sanjay Kumar Lal	C	38	36	30	31	39	18	21	19	15	60	63	53	61	60	22	22	19	35	642	900	71.33	PASS	
140	2002220100144	Sanya Singh	Rakesh Kumar Singh	C	36	37	44	33	39	22	22	21	75	66	57	79	66	21	23	22	35	720	900	80.00	PASS		
141	2002220100145	Sarthak Singh	Rahesh Pal Singh	C	31	31	30	30	30	16	23	16	15	35	31	32	63	56	20	23	19	19	520	900	57.78	PASS	
142	2002220100146	Satyam Kumar	Jay Shankar Thakur	C	34	34	36	31	33	20	22	19	17	63	54	46	73	65	20	22	22	30	641	900	71.22	PASS	
143	2002220100147	Saurav Kumar Singh	Jai Prakash Singh	C	32	32	37	31	32	22	21	22	15	58	50	61	62	70	20	22	19	27	633	900	70.33	PASS	
144	2002220100148	Sharif Ahmad Khan	Mohd Zulkar Nain Khan	C	35	39	42	32	35	23	24	24	17	58	40	64	49	60	21	24	25	25	495	900	55.00	PCP	KCS602
145	2002220100149	Shashi Shekhar Verma	Anand Prakash Verma	C	31	30	33	31	31	20	23	19	16	46	12	43	37	45	19	22	18	19	607	900	67.44	PASS	
146	2002220100150	Shatakshi Kumari	Satyendra Kumar	C	35	33	38	36	36	23	22	23	15	51	44	51	41	70	21	23	22	23	607	900	67.44	PASS	
147	2002220100151	Shivam Kumar	Jay Shankar Thakur	C	33	35	35	31	33	21	21	21	17	40	43	55	41	52	21	23	22	22	566	900	62.89	PASS	
148	2002220100152	Shivam Kumar Dwivedi	Ramshankar Dwivedi	C	34	32	36	31	35	21	20	20	18	38	44	40	35	50	21	23	20	26	544	900	60.44	PASS	
149	2002220100153	Shivam Rawat	Bijender Singh	C	35	36	36	34	38	20	21	20	19	68	59	57	49	54	22	22	22	23	635	900	70.56	PASS	
150	2002220100154	Shivangi Mall	Ramchandra Mall	C	37	39	30	33	39	20	22	20	18	43	33	41	42	54	19	23	22	27	562	900	62.44	PASS	
151	2002220100155	Shivani Kumar	Shankar Kumar Mishra	C	38	39	41	36	40	22	23	23	20	62	37	58	58	52	19	24	20	36	648	900	72.00	PASS	
152	2002220100156	Shreya Bhardwaj	Dilip Kumar	C	37	40	41	33	37	23	22	23	19	64	58	49	41	54	22	24	24	30	641	900	71.22	PASS	
153	2002220100157	Shruti Kumari	Bipin Bihari Singh	C	34	34	34	31	31	17	18	18	15	43	52	45	31	50	21	24	21	21	540	900	60.00	PASS	
154	2002220100158	Shubham Singh	Sanjay Kumar Singh	C	33	32	36	32	34	19	19	19	18	53	41	46	36	54	20	22	22	22	653	900	72.56	PASS	
155	2002220100159	Siddhant	Ashok Verma	C	37	39	46	36	37	22	24	23	15	67	69	46	45	52	20	22	24	29	662	900	73.56	PASS	
156	2002220100160	Smriti Rao	Nawal Kumar Rao	C	37	40	42	35	39	22	21	22	20	59	61	51	50	65	19	23	23	33	721	900	80.11	PASS	
157	2002220100161	Snehlata Pandey	Durgesh Kumar Pandey	C	44	46	42	36	40	23	22	23	20	71	60	58	61	73	19	24	22	37	582	900	64.67	PASS	
158	2002220100162	Sonu Kumar	Satendra Prasad	C	32	30	36	32	33	20	23	22	15	60	32	52	57	45	19	24	24	26	540	900	60.00	PASS	
159	2002220100163	Sourav Pravekar	Subodh Kumar	C	33	33	36	31	34	16	19	16	15	51	38	38	39	53	18	23	20	27	468	900	52.00	PASS	
160	2002220100164	Sudhanshu Mishra	Nawin Chandra Mishra	C	30	30	30	30	30	15	18	15	15	44	32	31	33	31	19	24	19	22	568	900	63.11	PASS	
161	2002220100165	Sukant Kumar	Nityanand Prasad	C	35	33	36	31	34	21	20	21	17	48	30	40	35	73	22	24	22	26	575	900	63.89	PASS	
162	2002220100166	Sumit Kumar	Pooran Chand	C	34	35	37	33	35	22	21	22	17	43	52	36	50	50	20	22	24	22	616	900	68.44	PASS	
163	2002220100167	Sumit Singh	Naresh Singh	C	32	34	34	33	30	20	22	21	17	59	52	62	48	54	20	23	21	34	714	900	79.33	PASS	
164	2002220100168	Suraj Kumar Singh	Rajneet Singh	C	39	41	43	37	40	22	24	24	21	69	62	65	48	80	20	22	24	33	599	900	66.56	PASS	
165	2002220100169	Sushant Kumar	Pramod Kumar Chaudhary	C	34	31	35	32	34	16	19	18	15	35	62	57	63	62	21	24	20	21	558	900	62.00	PASS	
166	2002220100171	Ujjwal Kumar	Upendra Sah	C	32	31	36	31	32	20	22	20	15	52	45	47	44	50	20	22	21	18	608	900	67.56	PASS	
167	2002220100172	Urvashi Sharma	Chandra Bhooshan Sharma	C	34	31	36	32	39	18	19	18	15	67	35	58	65	58	21	*22	21	23	522	900	58.00	PASS	
168	2002220100174	Utkarsh Srivastav	Santosh Srivastav	C	32	32	31	32	30	19	20	19	18	33	30	56	47	33	20	24	19	27	561	900	62.33	PASS	
169	2002220100175	Utkarsh Umang	Mukul Kumar Verma	C	30	30	30	31	30	19	20	19	15	59	30	58	56	39	21	23	18	33	679	900	75.44	PASS	
170	2002220100176	Utsav Singh	Prem Kumar Singh	C	36	40	38	25	38	21	23	23	17	53	57	59	71	63	23	24	24	34	524	900	58.22	PASS	
171	2002220100177	Vaibhav Rai	Brajesh Rai	C	34	34	30	30	30	15	16	15	15	55	33	53	46	33	20	22	18	25	515	900	57.22	PASS	
172	2002220100178	Vibhu Pratap	Yogendra Singh	C	30	30	30	30	30	15	16	15	15	49	59	50	31	30	19	23	18	25	599	900	66.56	PCP	KCS-503
173	2002220100179	Vikash Gupta	Ramdatta Gupta	C	34	36	37	32	38	16	18	17	17	65	42	60	45	53	19	22	23	25	571	900	63.44	PWG	
174	2002220100180	Vikash Kumar Pal	Nand Kishore Prasad	C	35	34	38	33	36	15	17	15	20	36	48	53	34	62	18	22	22	26	689	900	76.56	PASS	
175	2002220100181	Vipul Mishra	Dheerendra Kr Mishra	C	43	48	50	42	44	22	23	23	20	52	53	60	46	66	22	24	24	27	556	900	61.78	PASS	
176	2002220100182	Virendra Kumar	Gagan Kumar	C	32	34	40	32	32	20	21	20	17	31	53	56	43	34	20	22	23	26	595	900	66.11	PASS	
177	2002220100183	Vishaka Mishra	R K Mishra	C	33	35	37	34	35	22	21	22	17	57	45	65	50	32	21	22	22	25	525	900	58.33	PASS	
178	2002220100184	Vishal Tiwari	Rajeev Kumar Tiwari	C	30	30	30	30	30	15	17	15	15	48	41	50	50	36	20	23	18	27	523	900	58.11	PCP	KCS-503
179	2002220100185	Vishant Gaurav	Jitendra Kumar Singh	C	33	32	34	32	34	15	15	15	15	48	38	50	46	30	19	22	20	25	561	900	62.33	PASS	
180	2002220100186	Vivek Bhati	Selak Ram	C	33	33	39	32	34	22	23	22	19	45	36	57	41	36	18	24	22	25	606	900	67.33	PASS	
181	2002220100187	Vivek Chauhan	Anil Kumar Chauhan	C	34	33	35	32	34	19	21	20	15	54	48	61	50	56	18	23	23	30	490	900	54.44	PCP	KCS-501
182	2002220100188	Yash Rajora	Jitendra Kumar	C	31	30	33	32	30	20	21	20	15	30	42	40	30	35	19	22	20	20	590	900	65.56	PASS	
183	2002220100189	Yogesh Kumar Chaubey	Suryanath Chaturvedi	C	35	32	41	34	34	15	18	15	15	57	54	58	55	39	19	22	21	26	612	900	68.00	PASS	
184	2002220100190	Yuvraj Kumar Singh	Munna Singh	C	39	37	43	35	37	22	24	24	20	47	59	32	65	34	20	24	25	25	540	900	72.44	PASS	
185	2002220100191	Yuvraj Singh	Ramesh Singh	C	38	37	45	35	36	22	23	22	20	61	64	43	74	41	22	24	23	22	652	900	60.00	PCP	KCS-502
186	2102220109011	Mukul Kumar	Sanjay Prasad Verma	C	32	35	41	31	35	21	20	21	15	42	31	34	49	40	19	22	23	29	370	900	41.11	PCP	KCS-501, KCS-503, KCS602, KCS061, KNC602
187	2102220109017	Sonu Pathak	Jagat Pathak	C	30	30	30	30	30	15	18	15											468	900	52.00	PCP	KCS-602
188	2102220109014	Paras Pratap Singh	Sanjay Kumar	C	31	32	30	30	30	19	21	20	15	30	21	38	32	35	18	23	20	23	546	900	60.67	PWG	
189	2102220109012	Naresh Kumar	Sanjay Kumar	C	33	35	35	30	30	20	21	20	19	48	30	58	41	43	19	23	22	19	531	900	59.00	PASS	
190	2102220109001	Anuj Mishra	Gyanendra Prasad Mishra	C	32	31	36	32	34	21	21	20	17	56	36	30	57	32	18	22	20	16	515	900	57.22	PASS	
191	2102220109004	Chetanya Sharma	Krishan Sharma	C	30	33	30	30	34	15	15	15	15	45	40	44	56	37	18	22	20	16		900	0.00	Incomplete	
192	1902220100181	Zeyan Jeelani Ex	Shafiq Ul Hassan	C	31	31	31	31	30	19	20	23	15	***	***	***	***	***	***	***	***	***					


HOD - CSE
I.T.S. Engineering College

Vith SEMESTER

S. No.	Subject Name	Subject Code	Faculty Name	Section	Pass %	Average Marks	Pass %	Average Marks	Pass %	Average Marks	Pass %	Average Marks	Pass %	Average Marks	Pass %	Average Marks	Pass %	Average Marks
					2022-23	TARGET, 2022-23	LAST 3 YEARS	2021-22	2020-21	2019-20	2018-19							
1	SE	KCS601	Dr. Vrinda Sachdeva	A	100	52.7	100.00	45.00	96.09	53.34	93.33	46.45	98.85	60.24	NA	NA	NA	NA
2	WT	KCS602	Dr. Ashish Kumar	A	93.84	41.56	90.00	45.00	95.83	62.47	91.67	45.85	100.00	79.10	NA	NA	NA	NA
3	CN	KCS603	Dr. Vasudha Arora	A	96.92	49.59	90.00	45.00	97.78	59.62	93.33	44.27	100.00	72.19	100.00	62.40	99.44	52.57
4	BIG DATA	KCS061	Mr. Mayank Raj	A	93.84	49.7	90.00	45.00	63.89	69.30	91.67	48.98	100.00	89.61	NA	NA	NA	NA
5	SPM	KOE068	Dr. Arun Kumar	A	95.38	47.79	90.00	45.00	100.00	54.65	100.00	43.90	100.00	65.40	NA	NA	NA	NA
6	ITCS	KNC602	Mr. Rakesh Garg	A	98.46	49.56	100.00	50.00	99.00	64.57	98.00	48.60	100.00	80.54	NA	NA	NA	NA

S. No.	Subject Name	Subject Code	Faculty Name	Section	Pass %	Average Marks	Pass %	Average Marks	Pass %	Average Marks	Pass %	Average Marks	Pass %	Average Marks	Pass %	Average Marks	Pass %	Average Marks
					2022-23	TARGET, 2022-23	LAST 3 YEARS	2021-22	2020-21	2019-20	2018-19							
1	SE	KCS601	Ms. Roobal Yadav	B	98.36	52.52	100.00	45.00	96.09	53.34	93.33	46.45	98.85	60.24	NA	NA	NA	NA
2	WT	KCS602	Mr. Manik Chandra Pandey	B	88.52	44.34	90.00	45.00	95.83	62.47	91.67	45.85	100.00	79.10	NA	NA	NA	NA
3	CN	KCS603	Mr. Tarun Kumar Chugh	B	93.44	51.37	90.00	45.00	97.78	59.62	93.33	44.27	100.00	72.19	100.00	62.40	99.44	52.57
4	BIG DATA	KCS061	Mr. Aditya Dayal Tyagi	B	96.72	47.81	90.00	45.00	63.89	69.30	91.67	48.98	100.00	89.61	NA	NA	NA	NA
5	SPM	KOE068	Mr. Prashant Kumar	B	93.44	49.65	90.00	45.00	100.00	54.65	100.00	43.90	100.00	65.40	NA	NA	NA	NA
6	ITCS	KNC602	Mr. Rakesh Garg	B	91.8	48.74	100.00	50.00	99.00	64.57	98.00	48.60	100.00	80.54	NA	NA	NA	NA

S. No.	Subject Name	Subject Code	Faculty Name	Section	Pass %	Average Marks	Pass %	Average Marks	Pass %	Average Marks	Pass %	Average Marks	Pass %	Average Marks	Pass %	Average Marks	Pass %	Average Marks
					2022-23	TARGET, 2022-23	LAST 3 YEARS	2021-22	2020-21	2019-20	2018-19							
1	SE	KCS601	Dr. Kuldeep Malik	C	100	52.03	100.00	45.00	96.09	53.34	93.33	46.45	98.85	60.24	NA	NA	NA	NA
2	WT	KCS602	Mr. Manik Chandra Pandey	C	93.93	43.67	90.00	45.00	95.83	62.47	91.67	45.85	100.00	79.10	NA	NA	NA	NA
3	CN	KCS603	Mr. Tarun Kumar Chugh	C	98.48	49.95	90.00	45.00	97.78	59.62	93.33	44.27	100.00	72.19	100.00	62.40	99.44	52.57
4	BIG DATA	KCS061	Mr. Aditya Dayal Tyagi	C	98.48	50.28	90.00	45.00	63.89	69.30	91.67	48.98	100.00	89.61	NA	NA	NA	NA
5	SPM	KOE068	Mr. Mayank Raj	C	100	50.01	90.00	45.00	100.00	54.65	100.00	43.90	100.00	65.40	NA	NA	NA	NA
6	ITCS	KNC602	Mr. Rakesh Garg	C	98.48	52.3	100.00	50.00	99.00	64.57	98.00	48.60	100.00	80.54	NA	NA	NA	NA
Overall Pass Percentage %					85.34%					81.87								

Note: 2020-21 Even Semester Examinations were conducted in Online mode from home and was multiple choice questions during Covid period

[Signature]
HOD - CSE
I.T.S. Engineering College

S.No	Roll No	Student Name	MARKS OBTAINED: SUBJECT CODE								No. of CP	SUBJECT CODE (CARRY OVER)	Total	Total	Grand Total	Percent	Status of Result	Division Awarded
			PME		NLP		DSMM		Project				Internal	External	850	%	PASS/PCP/INCOMPLETE/UFM	
			KHU802		KOE088		KOE094		KCS851				(250)	(600)				
			Internal(50)	External(100)	Internal(50)	External(100)	Internal(50)	External(100)	Internal(100)	External(300)								
1	1822210023	ANANT SHARMA	39	23	36	33	40	51	75	220	CP(0)	KHU802	190	327	517	60.82	PWG	NOT AWARDED
2	1822210033	Arshad Waseem	38	36	38	49	35	61	80	250	CP(0)		191	396	587	69.06	PASS	NOT AWARDED
3	1822210060	HIMANSHU CHAUDHARY	37	31	35	23	35	41	75	245	CP(0)	KOE088	182	340	522	61.41	PWG	NOT AWARDED
4	1822210061	HIMANSHU GUPTA	35	46	35	51	35	59	75	245	CP(0)		180	401	581	68.35	PASS	NOT AWARDED
5	1822210115	RISHAB JAISWAL	35	50	35	64	37	53	75	225	CP(0)		182	392	574	67.53	PASS	NOT AWARDED
6	1822210139	SAURABH RAI	35	55	35	20	36	43	75	225	CP(1)	KOE088	181	343	524	61.65	PCP	NOT AWARDED
7	1822210144	SHIVAM CHAURASIA	35	70	35	40	35	55	85	261	CP(0)		190	426	616	72.47	PASS	NOT AWARDED
8	1822210148	SHIVENDRA PATHAK	39	37	43	30	43	41	75	230	CP(0)		200	338	538	63.29	PASS	NOT AWARDED
9	1822210181	VICKY KUMAR SINGH	36	51	37	61	43	59	75	252	CP(0)		191	423	614	72.24	PASS	NOT AWARDED
10	1902220100001	Aayush Ranjan	41	55	49	38	50	46	85	245	CP(0)		225	384	609	71.65	PCP	NOT AWARDED
11	1902220100002	Abhishek Bharadwaj	35	57	36	54	37	54	95	260	CP(0)		203	425	628	73.88	PASS	I-DIV
12	1902220100003	Abhishek Chauhan	37	54	37	48	40	49	80	225	CP(0)		194	376	570	67.06	PASS	I-DIV
13	1902220100004	Abhishek Shekhawat	35	24	35	19	36	30	75	225	CP(2)	KHU802,KOE088	181	298	479	56.35	PCP	NOT AWARDED
14	1902220100005	Abhishek Yadav	38	37	37	41	43	35	95	245	CP(0)		213	358	571	67.18	PASS	NOT AWARDED
15	1902220100006	Abhishek Kumar	35	54	35	43	35	48	80	265	CP(0)		185	410	595	70.00	PASS	I-DIV
16	1902220100008	Abhishek Saxena	35	53	35	48	35	46	80	240	CP(0)		185	387	572	67.29	PASS	I-DIV
17	1902220100009	Abutalib Khan	35	14	35	46	35	30	80	250	CP(1)	KHU802	185	340	525	61.76	PCP	NOT AWARDED
18	1902220100010	Aditya Chauhan	35	60	35	42	35	43	85	255	CP(0)		190	400	590	69.41	PASS	II-DIV
19	1902220100011	Aditya Sharma	43	58	40	34	35	46	85	260	CP(0)		203	398	601	70.71	PASS	I-DIV
20	1902220100012	Adnan	35	47	35	31	35	45	90	240	CP(0)		195	363	558	65.65	PASS	II-DIV
21	1902220100013	Akansh Gupta	36	59	36	37	35	50	80	262	CP(0)		187	408	595	70.00	PASS	I-DIV
22	1902220100014	Akash Deol	35	47	35	66	37	49	95	250	CP(0)		202	412	614	72.24	PASS	NOT AWARDED
23	1902220100015	Akash Rai	37	63	38	54	40	63	85	225	CP(0)		200	405	605	71.18	PASS	I-DIV
24	1902220100016	Akash Dubey	37	53	37	35	38	40	85	260	CP(0)		197	388	585	68.82	PASS	I-DIV
25	1902220100017	Akeel Qasim Bhat	35	52	38	66	35	46	80	250	CP(0)		188	414	602	70.82	PASS	I-DIV
26	1902220100019	Amandeep Gautam	37	52	37	36	35	36	80	265	CP(0)		189	389	578	68.00	PCP	NOT AWARDED
27	1902220100020	Amarnath Nishad	35	60	35	58	35	63	80	260	CP(0)		185	441	626	73.65	PASS	I-DIV
28	1902220100021	Amit Singh	35	46	37	40	40	53	85	275	CP(0)		197	414	611	71.88	PASS	I-DIV WITH DISTINCTION
29	1902220100022	Amit Rai	35	40	36	30	37	46	85	260	CP(0)		193	376	569	66.94	PASS	I-DIV
30	1902220100023	Anagh Tripathi	35	45	35	47	35	52	75	235	CP(0)		180	379	559	65.76	PASS	NOT AWARDED
31	1902220100025	Ankit Kumar	35	30	36	56	36	55	85	245	CP(0)		192	386	578	68.00	PASS	NOT AWARDED
32	1902220100026	Ankit Kumar	35	50	35	57	35	50	85	245	CP(0)		190	402	592	69.65	PASS	I-DIV WITH DISTINCTION
33	1902220100027	Ankit Kumar Gupta	37	50	36	58	38	58	75	265	CP(0)		186	431	617	72.59	PASS	I-DIV
34	1902220100030	Anshul Bhardwaj	37	60	37	36	41	50	75	240	CP(0)		190	386	576	67.76	PASS	I-DIV
35	1902220100031	Anshul Kumar	40	60	38	37	35	68	95	245	CP(0)		208	410	618	72.71	PASS	I-DIV
36	1902220100032	Anubhav Singh Aswal	36	42	36	30	37	38	80	225	CP(0)		189	335	524	61.65	PASS	I-DIV
37	1902220100033	Anuj Tiwari	39	55	42	51	42	60	95	250	CP(0)		218	416	634	74.59	PASS	I-DIV WITH DISTINCTION

I.T.S. Engineering College

38	1902220100034	Anuj Srivastava	37	59	37	50	41	61	88	230	CP(0)		203	400	603	70.94	PASS	I-DIV
39	1902220100035	Anujaan Mishra	40	41	39	53	40	47	75	240	CP(0)		194	381	575	67.65	PASS	NOT AWARDED
40	1902220100036	Aprajit Shandilya	35	43	35	25	35	66	75	230	CP(0)	KOE088	180	364	544	64.00	PWG	II-DIV
41	1902220100037	Aquib Khan	36	39	36	37	36	48	75	250	CP(0)		183	374	557	65.53	PASS	NOT AWARDED
42	1902220100038	Arpit Nirvan	35	56	35	65	37	59	85	250	CP(0)		192	430	622	73.18	PASS	I-DIV
43	1902220100039	Arpit Tiwari	35	46	35	55	35	40	80	225	CP(0)		185	366	551	64.82	PASS	NOT AWARDED
44	1902220100040	Arqam Fayaz	35	48	35	41	35	40	75	255	CP(0)		180	384	564	66.35	PWG	NOT AWARDED
45	1902220100041	Aryan Khan	35	18	35	32	36	12	80	255	CP(2)	KHU802,KOE094	186	317	503	59.18	PCP	NOT AWARDED
46	1902220100042	Aryan Mohan	35	35	35	51	35	50	75	240	CP(0)		180	376	556	65.41	PASS	NOT AWARDED
47	1902220100043	Aryan Shukla	35	47	35	40	35	48	75	230	CP(0)		180	365	545	64.12	PASS	II-DIV
48	1902220100045	Ashish Kumar Patel	36	44	39	49	42	39	90	240	CP(0)		207	372	579	68.12	PASS	I-DIV
49	1902220100046	Ashish Kumar Vishwakarma	40	39	39	30	40	43	85	250	CP(0)		204	362	566	66.59	PASS	NOT AWARDED
50	1902220100047	Ashmit Tiwari	35	24	35	22	35	31	75	242	CP(2)	KHU802,KOE088	180	319	499	58.71	PCP	NOT AWARDED
51	1902220100048	Ashok Kumar Sharma	35	44	38	53	37	59	80	250	CP(0)		190	406	596	70.12	PASS	I-DIV WITH DISTINCTION
52	1902220100049	Ashutosh Kumar Gupta	35	41	36	47	39	57	75	225	CP(0)		185	370	555	65.29	PASS	I-DIV
53	1902220100050	Atul Khanduri	35	56	36	65	38	67	85	270	CP(0)		194	458	652	76.71	PASS	I-DIV
54	1902220100051	Aviral Singh	35	45	35	30	35	46	75	270	CP(0)		180	391	571	67.18	PASS	NOT AWARDED
55	1902220100052	Avni	38	48	41	70	44	65	90	250	CP(0)		213	433	646	76.00	PASS	I-DIV WITH DISTINCTION
56	1902220100053	Ayush Gupta	35	48	35	33	35	47	90	260	CP(0)		195	388	583	68.59	PASS	I-DIV
57	1902220100054	Ayushi Agarwal	37	55	39	65	42	71	95	265	CP(0)		213	456	669	78.71	PASS	I-DIV WITH DISTINCTION
58	1902220100055	Ayushi Sharma	36	50	38	53	35	69	95	285	CP(0)		204	457	661	77.76	PASS	I-DIV WITH DISTINCTION
59	1902220100056	Bhavishya Raj	38	45	41	38	35	50	95	260	CP(0)		209	393	602	70.82	PASS	NOT AWARDED
60	1902220100057	Chanda Rani	39	58	40	79	35	46	80	255	CP(0)		194	438	632	74.35	PASS	I-DIV WITH DISTINCTION
61	1902220100058	Chandra Shekhar	41	62	38	64	35	56	85	260	CP(0)		199	442	641	75.41	PASS	NOT AWARDED
62	1902220100059	Chetan Kumar Sharma	37	69	41	34	38	53	75	232	CP(0)		191	388	579	68.12	PASS	NOT AWARDED
63	1902220100060	Deepak	35	43	36	30	43	43	80	225	CP(0)		194	341	535	62.94	PASS	NOT AWARDED
64	1902220100062	Deepak Sharma	35	44	37	46	35	37	80	260	CP(0)		187	387	574	67.53	PASS	I-DIV
65	1902220100063	Dhruv Aansh Gupta	37	49	35	30	39	30	80	224	CP(0)		191	333	524	61.65	PASS	NOT AWARDED
66	1902220100064	Divyanshu Gupta	39	30	38	30	35	30	80	225	CP(0)		192	315	507	59.65	PASS	I-DIV
67	1902220100065	Divyanshu Anand	37	45	36	32	35	33	85	270	CP(0)		193	380	573	67.41	PASS	I-DIV
68	1902220100066	Emad Naushad	35	42	35	43	39	30	95	255	CP(0)		204	370	574	67.53	PASS	NOT AWARDED
69	1902220100067	Esha Gupta	37	65	36	46	35	32	75	263	CP(0)		183	406	589	69.29	PASS	I-DIV
70	1902220100068	Gautam Sharma	42	59	44	51	35	36	80	260	CP(0)		201	406	607	71.41	PASS	NOT AWARDED
71	1902220100069	Harsh Kumar	35	54	36	48	40	42	75	240	CP(0)		186	384	570	67.06	PWG	NOT AWARDED
72	1902220100070	Harshita Bishnoi	36	52	38	53	38	60	80	260	CP(0)		192	425	617	72.59	PASS	I-DIV WITH DISTINCTION
73	1902220100071	Hemant Kumar Yadav	50	67	47	43	35	37	95	245	CP(0)		227	392	619	72.82	PASS	I-DIV WITH DISTINCTION
74	1902220100072	Intizer Ahamad	36	41	38	60	38	44	80	245	CP(0)		192	390	582	68.47	PASS	NOT AWARDED
75	1902220100073	Jaideep Singh	36	31	37	43	39	30	75	235	CP(0)		187	339	526	61.88	PCP	NOT AWARDED
76	1902220100075	Kaushambi Srivastava	38	50	39	66	40	35	85	260	CP(0)		202	411	613	72.12	PASS	I-DIV WITH DISTINCTION
77	1902220100076	Keshav Kumar	41	33	35	34	42	30	75	235	CP(0)		193	332	525	61.76	PCP	NOT AWARDED
78	1902220100077	Koshika Srivastava	38	55	37	40	40	51	85	265	CP(0)		200	411	611	71.88	PWG	I-DIV
79	1902220100078	Kunal Saini	35	61	36	31	40	44	80	245	CP(0)		191	381	572	67.29	PASS	I-DIV
80	1902220100079	Kunal Yadav	35	57	35	57	35	46	75	225	CP(0)		180	385	565	66.47	PASS	NOT AWARDED
81	1902220100080	Manish Kumar Tiwari	35	48	36	40	41	38	80	260	CP(0)		192	386	578	68.00	PASS	NOT AWARDED
82	1902220100081	Manjay Kumar	37	53	41	62	41	***	80	260	CP(1)	KOE094	199	#####	#####	#####	INCOMPLETE	NOT AWARDED
83	1902220100082	Manya Singh	39	50	37	45	39	44	75	250	CP(0)		190	389	579	68.12	PASS	I-DIV
84	1902220100083	Maulika Ranjan	36	60	35	64	38	60	90	270	CP(0)		199	454	653	76.82	PASS	I-DIV
85	1902220100084	Md Rafique	37	44	35	30	35	33	75	230	CP(0)		182	337	519	61.96	PASS	NOT AWARDED


86.	1902220100085	Md Imteyaz Imam	37	44	39	45	40	30	75	255	CP(0)		191	374	565	66.47	PASS	I-DIV
87	1902220100086	Md Shaquib Jawaid	39	49	38	41	35	49	85	274	CP(0)		197	413	610	71.76	PASS	I-DIV
88	1902220100087	Md Zauf Umar	40	48	50	56	43	64	80	250	CP(0)		213	418	631	74.24	PASS	I-DIV WITH DISTINCTION
89	1902220100089	Mohd Shadan	35	39	35	46	35	38	75	260	CP(0)		180	383	563	66.24	PASS	I-DIV
90	1902220100090	Mohit Malik	38	72	45	69	41	74	95	275	CP(0)		219	490	709	83.41	PASS	I-DIV WITH DISTINCTION
91	1902220100091	Mukesh Kumar	39	34	39	65	38	24	75	268	CP(0)	KOE094	191	391	582	68.47	PWG	I-DIV
92	1902220100092	Mustahsan Khan	37	47	40	62	35	35	90	285	CP(0)		202	429	631	74.24	PASS	I-DIV WITH DISTINCTION
93	1902220100093	Nalin Shukla	36	30	35	32	36	21	75	225	CP(1)	KOE094	182	308	490	57.65	PCP	NOT AWARDED
94	1902220100094	Navneet Pratap	36	48	37	39	42	30	85	275	CP(0)		200	392	592	69.65	PASS	I-DIV
95	1902220100095	Nikhil Choudhary	35	37	35	37	35	31	75	225	CP(0)		180	330	510	60.00	PASS	NOT AWARDED
96	1902220100096	Nisha Kumari	37	66	36	57	37	35	75	260	CP(0)		185	418	603	70.94	PASS	I-DIV WITH DISTINCTION
97	1902220100097	Nishant Bhati	36	31	35	59	36	33	75	240	CP(0)		182	363	545	64.12	PASS	I-DIV
98	1902220100098	Nitin	35	40	35	52	35	33	75	225	CP(0)		180	350	530	62.35	PASS	NOT AWARDED
99	1902220100099	Nitish Kumar Giri	37	45	37	49	40	42	75	245	CP(0)		189	381	570	67.06	PASS	NOT AWARDED
100	1902220100100	Nitish Kumar Jha	40	55	42	63	45	41	75	260	CP(0)		202	419	621	73.06	PASS	I-DIV WITH DISTINCTION
101	1902220100101	Parijat Prasun	35	47	35	44	35	34	75	235	CP(0)		180	360	540	63.53	PASS	NOT AWARDED
102	1902220100102	Piyush Kumar	37	38	35	37	36	36	75	245	CP(0)		183	356	539	63.41	PASS	I-DIV
103	1902220100103	Piyush Kumar Singh	46	60	42	45	43	41	85	276	CP(0)		216	422	638	75.06	PASS	I-DIV
104	1902220100104	Piyush Saini	41	57	40	52	42	48	95	240	CP(0)		218	397	615	72.35	PASS	NOT AWARDED
105	1902220100105	Prachi Aggarwal	35	75	35	69	42	46	90	250	CP(0)		202	440	642	75.53	PASS	I-DIV WITH DISTINCTION
106	1902220100106	Pragati Kumari	39	57	41	64	45	74	80	260	CP(0)		205	455	660	77.65	PASS	I-DIV WITH DISTINCTION
107	1902220100107	Pramod Kumar Chouhan	35	ABS	35	46	35	9	75	250	CP(2)	KHU802,KOE094	180	#####	#####	#####	PCP	NOT AWARDED
108	1902220100108	Pranav Shubham Jha	35	50	36	52	38	53	85	245	CP(0)		194	400	594	69.88	PASS	NOT AWARDED
109	1902220100109	Pranaw Kumar Singh	36	38	39	47	38	43	85	240	CP(0)		198	368	566	66.59	PASS	NOT AWARDED
110	1902220100110	Pranjai Srivastava	37	55	37	49	35	35	75	250	CP(0)		184	389	573	67.41	PCP	NOT AWARDED
111	1902220100111	Prateek Sharma	42	44	39	61	41	46	95	270	CP(0)		217	421	638	75.06	PASS	NOT AWARDED
112	1902220100112	Pratyush Chaudhary	37	43	36	36	38	35	75	260	CP(0)		186	374	560	65.88	PASS	I-DIV WITH DISTINCTION
113	1902220100113	Praveen Kumar	38	38	37	50	44	35	75	235	CP(0)		194	358	552	64.94	PASS	I-DIV
114	1902220100115	Pushendra Kumar	38	54	40	45	45	56	85	260	CP(0)		208	415	623	73.29	PASS	I-DIV WITH DISTINCTION
115	1902220100116	R Murali	40	47	35	53	43	46	95	265	CP(0)		213	411	624	73.41	PASS	I-DIV WITH DISTINCTION
116	1902220100117	Raj Kumar	37	38	39	56	35	30	75	231	CP(0)		186	355	541	63.65	PASS	NOT AWARDED
117	1902220100118	Raja Gupta	37	78	38	66	42	59	95	240	CP(0)		212	443	655	77.06	PASS	I-DIV
118	1902220100119	Rajat Bhardwaj	39	66	39	40	45	40	90	280	CP(0)		213	426	639	75.18	PASS	I-DIV
119	1902220100120	Rajeev Ranjan Singh	38	66	37	42	42	40	95	275	CP(0)		212	423	635	74.71	PASS	I-DIV WITH DISTINCTION
120	1902220100121	Rakshit Tyagi	35	39	35	24	39	30	95	270	CP(1)	KOE088	204	363	567	66.71	PCP	NOT AWARDED
121	1902220100123	Reza Ahmad	36	39	36	36	41	36	75	255	CP(0)		188	366	554	65.18	PWG	NOT AWARDED
122	1902220100125	Rishabh Kumar Jha	35	0	35	16	35	18	75	236	CP(3)	KHU802,KOE088,KOE094	180	270	450	52.94	PCP	NOT AWARDED
123	1902220100126	Ritesh Ranjan	38	48	39	62	45	43	90	240	CP(0)		212	393	605	71.18	PASS	NOT AWARDED
124	1902220100128	Ritik Kumar Sinha										UFM	0	0	0	0.00	UFM	0
125	1902220100129	Rohaana Farooq	37	39	37	31	40	54	80	250	CP(0)		194	374	568	66.82	PASS	I-DIV
126	1902220100130	Rohit Jain	35	31	36	59	35	46	85	242	CP(0)		191	378	569	66.94	PASS	I-DIV WITH DISTINCTION
127	1902220100131	Rohit Saini	35	43	36	42	38	44	85	255	CP(0)		194	384	578	68.00	PASS	NOT AWARDED
128	1902220100132	Sachin Kumar	35	58	35	71	35	60	80	255	CP(0)		185	444	629	74.00	PASS	I-DIV
129	1902220100134	Sahil Hussain	39	44	39	54	43	55	95	245	CP(0)		216	398	614	72.24	PASS	I-DIV WITH DISTINCTION
130	1902220100135	Saif Mallick	35	46	35	45	40	30	75	250	CP(0)		185	371	556	65.41	PCP	NOT AWARDED
131	1902220100136	Sakshi Sharma	37	49	37	52	35	39	90	260	CP(0)		199	400	599	70.47	PASS	I-DIV WITH DISTINCTION
132	1902220100137	Sandeep Yadav	38	58	39	70	43	30	84	260	CP(0)		204	418	622	73.18	PASS	I-DIV
133	1902220100138	Sanik Kumar Mishra	35	55	35	71	35	46	75	240	CP(0)		180	412	592	69.65	PASS	I-DIV

134	1902220100139	Sanyam Kothari	36	41	36	41	35	39	85	265	CP(0)		192	386	578	68.00	PASS	I-DIV
135	1902220100140	Sarthak Singh Chauhan	37	58	35	44	39	49	87	260	CP(0)		198	411	609	71.65	PWG	NOT AWARDED
136	1902220100141	Satyam Kumar Mishra	37	68	39	49	42	42	87	275	CP(0)		205	434	639	75.18	PASS	I-DIV
137	1902220100142	Shahzar Nesar	40	57	38	60	38	43	85	250	CP(0)		201	410	611	71.88	PASS	I-DIV
138	1902220100143	Shani Deo Pandey	37	47	36	75	37	45	87	255	CP(0)		197	422	619	72.82	PASS	I-DIV
139	1902220100145	Shashwat Rai	35	33	37	35	38	43	76	225	CP(0)		186	336	522	61.41	PASS	I-DIV
140	1902220100146	Shiva Singh Patel	35	56	35	48	35	46	84	250	CP(0)		189	400	589	69.29	PCP	NOT AWARDED
141	1902220100147	Shivam Kukreti	35	56	35	53	38	44	84	255	CP(0)		192	408	600	70.59	PASS	NOT AWARDED
142	1902220100148	Shivam Pandey	36	43	36	32	37	39	75	245	CP(0)		184	359	543	63.88	PASS	I-DIV
143	1902220100149	Shivani Dubey	37	53	35	53	35	36	85	225	CP(0)		192	367	559	65.76	PASS	I-DIV
144	1902220100150	Shrirangam Phani	35	45	35	60	35	30	75	255	CP(0)		180	390	570	67.06	PASS	I-DIV
145	1902220100152	Siddhartha Tiwari	40	64	41	64	42	59	87	245	CP(0)		210	432	642	75.53	PASS	I-DIV
146	1902220100153	Srishti Chaturvedi	37	42	36	37	35	61	75	225	CP(0)		183	365	548	64.47	PASS	I-DIV
147	1902220100154	Subham Pratap Singh	40	44	40	59	42	35	90	250	CP(0)		212	388	600	70.59	PASS	I-DIV WITH DISTINCTION
148	1902220100155	Suman Gupta	41	71	36	51	43	65	95	260	CP(0)		215	447	662	77.88	PASS	I-DIV WITH DISTINCTION
149	1902220100156	Sumit Kumar	37	43	36	35	39	62	87	260	CP(0)		199	400	599	70.47	PASS	NOT AWARDED
150	1902220100157	Sumit Sourav	36	52	35	55	40	67	75	265	CP(0)		186	439	625	73.53	PASS	I-DIV
151	1902220100158	Suryakant Tripathi	35	54	35	47	35	64	85	260	CP(0)		190	425	615	72.35	PASS	I-DIV
152	1902220100159	Swati Singh	44	48	39	55	35	40	80	270	CP(0)		198	413	611	71.88	PASS	I-DIV WITH DISTINCTION
153	1902220100160	Tanisha Singh	35	63	35	59	35	50	85	250	CP(0)		190	422	612	72.00	PASS	I-DIV
154	1902220100162	Tushar Vatsa	49	66	47	56	48	67	85	255	CP(0)		229	444	673	79.18	PASS	I-DIV WITH DISTINCTION
155	1902220100163	Uday Singh	35	32	35	34	35	53	75	245	CP(0)		180	364	544	64.00	PASS	NOT AWARDED
156	1902220100164	Udit Bhaskar	35	70	35	41	35	44	85	250	CP(0)		190	405	595	70.00	PASS	I-DIV
157	1902220100165	Umakant Dwivedi	35	52	35	31	37	60	90	255	CP(0)		197	398	595	70.00	PASS	I-DIV
158	1902220100166	Unnati Gupta	43	64	38	52	43	61	85	250	CP(0)		209	427	636	74.82	PASS	I-DIV WITH DISTINCTION
159	1902220100167	Vansham Mishra	36	51	37	53	38	50	85	240	CP(0)		196	394	590	69.41	PASS	I-DIV
160	1902220100168	Vanshikha Singh	35	60	35	54	35	45	75	225	CP(0)		180	384	564	66.35	PASS	NOT AWARDED
161	1902220100169	Vikash Kumar	39	48	37	33	41	64	90	250	CP(0)		207	395	602	70.82	PASS	I-DIV
162	1902220100171	Vishal Yadav	35	54	35	35	35	58	92	250	CP(0)		197	397	594	69.88	PASS	I-DIV
163	1902220100172	Yash Garg	36	58	36	35	35	35	82	260	CP(0)		189	388	577	67.88	PASS	I-DIV
164	1902220100173	Yash Kumar	37	75	37	48	41	60	94	260	CP(0)		209	443	652	76.71	PASS	I-DIV WITH DISTINCTION
165	1902220100174	Yash Mehrotra	35	58	35	71	35	35	80	265	CP(0)		185	429	614	72.24	PASS	NOT AWARDED
166	1902220100175	Yash Rohilla	35	41	35	30	35	49	80	225	CP(0)		185	345	530	62.35	PASS	I-DIV
167	1902220100176	Yash Sharma	35	37	35	34	35	38	94	270	CP(0)		199	379	578	68.00	PASS	I-DIV
168	1902220100177	Yash Sharma	35	43	35	38	35	56	80	270	CP(0)		185	407	592	69.65	PASS	I-DIV WITH DISTINCTION
169	1902220100178	Yash Kaushik	35	41	35	49	40	49	80	260	CP(0)		190	399	589	69.29	PASS	I-DIV WITH DISTINCTION
170	1902220100180	Yogesh Kumar	45	45	38	44	45	49	90	285	CP(0)		218	423	641	75.41	PASS	I-DIV WITH DISTINCTION
171	2002220109001	ANIKET KUMAR	35	58	35	39	37	32	85	276	CP(0)		192	405	597	70.24	PASS	NOT AWARDED
172	2002220109002	MOHIT SHARMA	35	46	41	62	35	66	75	252	CP(0)		186	426	612	72.00	PASS	I-DIV


 I.T.S. Engineering College

VIIIth SEMESTER

S. No.	Subject Name	Subject Code	Faculty Name	Section	Pass %	Average Marks %	Pass %	Average Marks %	Pass %	Average Marks %	Pass %	Average Marks %	Pass %	Average Marks %	Pass%	Average Marks %	Pass%	Average Marks %
					TARGET, 2022-23		LAST 3 YEARS AVERAGE		2022-23		TARGET, 2021-22		2021-22		2020-21		2019-20	
1	Project Management & Entrepreneurship	KHU802	Mr. Arun Kumar	A, B, C	100.00	50.00	96.40	51.25	96.49	48.77	100.00	50.00	96.40	51.25	NA	NA	NA	NA
2	Natural Language Processing	KOE088	Mr. Manik Chandra Pandey	A, B, C	100.00	50.00	91.62	49.18	97.08	46.92	100.00	50.00	91.62	49.18	NA	NA	NA	NA
3	Digital And Social Media Marketing	KOE094	Mr. Mayank Raj	A, B, C	100.00	50.00	99.39	55.21	97.65	45.85	100.00	50.00	99.39	55.21	NA	NA	NA	NA
Overall Pass Percentage %									94.15				88.62		NA		NA	


HOD - CSE
I.T.S. Engineering College

No	Roll No	Student Name	MARKS OBTAINED: SUBJECT CODE																		No. of CP	SUBJECT CODE (CARRY OVER)	Total Internal (875)	Total External (975)	Grand Total 950	SOPA	Percent %	Status of Result		
			KOE035		KAS301		KCE301		KCE302		KCE303		KCE351		KCE352		KCE353		KCE354										KNC301	
			Internal (50)	External (100)	Internal (50)	External (100)	Internal (50)	External (100)	Internal (50)	External (100)	Internal (50)	External (100)	Internal (25)	External (25)	Internal (25)	External (25)	Internal (25)	External (25)	Internal (50)	External (25)									Internal (50)	External (50)
1	2102220000002	Ankit Kumar	32	36	31	40	36	18	11	10	10	13	22	22	21	21	21	21	45	17	20	2	KCE301, KCE301	269	201	470	4	40.00	PCP	
2	2102220000003	Anun Sharma	39	33	36	52	39	44	40	24	14	11	19	19	20	22	20	22	35	18	18	2	KCE302, KCE303	282	277	509	4.36	43.60	PCP	
3	2102220000004	Arya Veer	30	34	31	36	31	15	32	15	32	5	20	20	18	20	18	19	45	15	16	3	KCE303, KCE301, KCE302	257	164	421	2.86	28.60	PCP	
4	2102220000005	Devansh Kumar	49	48	49	74	46	51	49	58	41	11	22	22	24	24	24	24	35	25	34	1	KCE301	339	312	651	6.91	69.10	PCP	
5	2102220000006	Devanshu	34	30	37	61	36	4	38	44	14	0	20	20	21	21	21	20	49	20	25	2	KCE301, KCE301	290	200	490	4.45	44.50	PCP	
6	2102220000008	Kundan Kumar	35	19	38	47	36	25	35	30	37	11	22	22	20	22	20	21	40	17	31	3	KCE301, KCE303, KCE305	283	199	482	3.18	31.80	PCP	
7	2102220000010	Pivush Sharma	45	41	45	60	49	54	47	39	47	37	20	22	24	24	24	22	35	22	33			336	299	635	7.05	70.50		
8	2102220000011	Pratiksh Sachan	31	15	35	45	32	11	31	35	31	35	22	18	17	18	17	21	49	18	21	2	KOE035, KCE301	265	198	463	3.68	36.80	PCP	
9	2102220000012	Ritik Raj	37	27	37	42	33	16	30	30	32	0	22	18	21	21	21	22	49	21	22	3	KCE301, KCE303, KCE305	291	176	467	3.41	34.10	PCP	
10	2102220000013	Ronaldross Chongroy	31	30	36	38	30	4	31	13	31	16	18	23	16	18	16	19	30	19	26	3	KCE303, KCE301, KCE302	239	161	400	2.82	28.20	PCP	
11	2102220000014	Senityanger Lonckum	30	16	34	31	30	2	30	30	30	0	18	22	16	18	16	19	45	15	20	3	KCE301, KCE303, KCE305	249	138	387	2.82	28.20	PCP	
12	2102220000016	Shyam Mukhya	45	53	40	51	47	30	45	35	48	43	23	23	23	22	23	23	35	22	27	0		329	280	609	7.9	79.00	PASS	
13	2202220009001	Devendra Pratap Yadav	42	31	39	39	46	30	45	31	34	18	22	22	23	23	23	24	40	23	28	1	KCE303	314	218	532	5.64	56.40	PCP	
14	2202220009002	Dimesh Kumar	45	49	42	53	49	38	48	50	49	49	22	22	22	24	22	24	40	22	28	0		339	309	648	7.27	72.70	PASS	
15	2202220009003	Dushyant Sharma	36	30	31	31	33	15	38	30	34	14	24	24	20	20	20	22	40	19	13	2	KCE301, KCE303	276	186	462	3.86	38.60	PCP	
16	2202220009004	Himanshu	44	39	46	54	41	30	48	20	44	18	24	24	24	24	24	24	45	16	12	2	KCE302, KCE303	340	233	573	4.74	47.40	PCP	
17	2202220009005	Kapil Kumar Gautam	43	52	45	66	49	34	46	49	45	31	22	23	23	24	23	22	40	24	18	0		336	301	637	7.32	73.20	PCP	
18	2202220009006	Km Deepa	38	32	36	45	38	31	40	39	38	26	22	21	20	20	20	21	45	20	17	1	KCE303	297	235	532	5.41	54.10	PASS	
19	2202220009007	Nikhil Kumar Shakya	33	23	33	30	32	0	40	17	38	9	22	24	23	20	23	22	40	18	18	4	KOE035, KCE301, KCE302, KCE303	284	145	429	2.27	22.70	PCP	
20	2202220009008	Roaf Ishaq Wani	37	45	37	48	40	12	40	39	39	38							40			1	KCE301	295	243	538	5.45	54.50	PCP	
21	2202220009009	Tannu Devi	35	18	38	48	34	42	18	32	35	18	22	22	20	20	20	21	49	19	20	2	KOE035, KCE303	291	221	512	4.5	45.00	PCP	
22	2202220009010	Uday Pratap	36	22	35	16	35	19	38	16	35	2	22	20	20	18	20	20	40	17	8	5	301, KCE303	281	133	414	1.59	15.90	PCP	

	KOE035		KAS301		KCE301		KCE302		KCE303		KCE351		KCE352		KCE353		KCE354		KNC301	
Average Marks(50/100)	37.59	32.86	37.77	45.77	38.27	23.86	39.50	32.09	37.18	18.41	21.45	21.50	20.73	21.09	20.73	21.64	41.41	19.45	21.45	
Average Marks(100) External		32.86		45.77		23.86		32.09		18.41		21.50		21.09		21.64				21.45
Percentage Range	≥80	7	0	6	0	8	0	11	0	6	0	19	18	18	18	19	4	17	10	0
	70-80	8	0	11	1	6	0	6	0	6	0	3	3	1	4	1	3	4	6	0
	60-70	7	0	5	3	8	0	5	0	10	0	0	0	3	0	3	0	1	8	3
	50-60	0	2	0	4	0	2	0	2	0	0	0	0	0	0	0	0	0	0	5
	40-50	0	4	0	7	0	2	0	2	0	2	0	0	0	0	0	0	0	0	6
30-40	0	9	0	6	0	6	0	12	0	4	0	0	0	0	0	0	0	0	3	
No. of Fail Students	0	7	0	1	0	12	0	6	0	16	0	0	0	0	0	0	0	0	0	3
Pass %	100.00	68.18	100.00	95.45	100.00	45.45	100.00	72.73	100.00	27.27	100.00	100.00	100.00	100.00	100.00	100.00	100.00	100.00	86.36	
Grand Total Pass %	44.44				13.64															

Range	No. of Students
≥80	0
75-80	1
70-75	3
65-70	1
60-65	0
<60	17

SUBJECT CODE	SUBJECT NAME	FACULTY NAME
KOE035	Basic Data structure and algorithm	Mr. Aditya Dayal Tyagi
KAS301	Technical Communication	Mr. Abhishek Rai
KCE301	Engg. Mechanics	Dr. Sanjay Yadav
KCE302	Surveying and Geomatics	MR. AUNGKAR BHAGAT
KCE303	Fluid Mechanics	Dr. Harsh Gupta
KCE351	Building planning and drawing lab	Mr. Sameer Kumar Singh
KCE352	Surveying and Geomatics Lab	MR. AUNGKAR BHAGAT
KCE353	Fluid Mechanics lab	Dr. Harsh Gupta
KCE354	MtM Project or Internship Assessment	Mr. Sameer Kumar Singh
KNC301	Computer Security System	Dr. Kuldeep Malik

Rayan
Director

Sir
H.O.D
Dept. of Civil Engineering
I.T.S Engineering College
Greater Noida

Roll No	Student Name	MARKS OBTAINED: SUBJECT CODE																		No. of CP	SUBJECT CODE (CARRY OVER)	Total Internal(425)	Total External(425)	Grand Total 850	SGPA	Percent %	Status of Result		
		KCE501		KCE502		KCE503		KCE5051		KCE5058		KCE551		KCE552		KCE553		KCE554										KNCS01	
		Internal(50)	External(100)	Internal(50)	External(100)	Internal(50)	External(100)	Internal(50)	External(100)	Internal(50)	External(100)	Internal(25)	External(25)	Internal(25)	External(25)	Internal(25)	External(25)	Internal(50)	External(25)									Internal(25)	External(50)
200220000001	Abid Ali	35	30	32	22	35	37	35	30	35	52	17	19	17	17	17	21	32	19	18	1	KCE502	255	237	492	4.5	45.00	PCP	
200220000002	Ankit Yadav	45	42	46	50	45	65	41	40	45	65	22	23	22	24	22	23	45	23	23	0		335	332	667	7.55	75.50	PASS	
200220000004	Nirika Kumar	36	17	36	17	36	18	35	23	36	37	17	20	17	18	17	22	42	17	16	4	KCE501, KCE502, KCE503, KCE5051	272	172	444	2.18	21.80	PCP	
200220000006	Madiya Fayaz	42	61	35	60	42	59	37	45	39	58	22	22	21	23	22	22	45	20	34	0		308	350	658	7.27	72.70	PASS	
200220000008	Mithlesh Yadav	40	30	37	0	30	73	30	36	38	19	21	20	21	20	21	19	40	19	23	2	KCE502, KCE5058	296	226	522	4.82	48.20	PCP	
2002200000107	Mo Hammed	16	53	16	41	16	68	16	46	16	68	15	15	15	15	15	16	30	15	29	1	KCE502	155	322	477	4.64	46.40	PCP	
2002200000008	Prayanshu Singh	42	57	44	64	49	71	47	50	42	72	23	23	21	23	23	22	49	22	27	0		340	382	722	8.18	81.80	PASS	
2002200000009	Raghendra Singh	37	41	38	53	41	54	39	35	38	43	21	21	19	23	21	21	42	19	23	0		296	291	587	6.77	67.70	PASS	
2002200000010	Vishal Chauhan	46	50	36	55	46	79	44	48	42	45	23	20	21	20	23	22	42	22	24	0		333	339	672	7.64	76.40	PASS	
2102200009001	Aditya Prakash Chauhan	42	53	44	42	53	65	39	44	40	52	22	22	24	24	22	22	44	19	22	0		330	324	654	7.27	72.70	PASS	
2102200009002	Atif Bin Zulf	35	20	39	12	39	16	40	41	40	17	19	21	19	23	19	22	32	19	23	4	KCE501, KCE502, KCE503, KCE5058	285	172	457	2.36	23.60	PCP	
2102200006003	Dnyansh Singh	44	5	44	1	41	14	40	23	42	21	22	22	23	20	22	17	45	22	10	5	KCE501, KCE502, KCE503, KCE5051, KCE5058	323	123	446	1.64	16.40	PCP	
2102200009004	Ferhan Ali Khan	36	30	35	13	36	26	33	23	36	31	16	20	16	21	16	21	30	19	10	3	KCE502, KCE503, KCE5051	254	185	439	2.68	26.80	PCP	
2102200009005	Gaurav Maurya	49	54	49	54	48	67	49	41	49	62	21	22	24	22	24	23	49	24	31	0		365	345	710	7.86	78.60	PASS	
2102200009006	Kuldeep Kr Varun	49	48	48	67	47	63	49	45	49	57	24	24	24	24	24	22	48	24	40	0		362	350	712	8.05	80.50	PASS	
2102200009007	Prafull Kr Singh	33	30	34	2	35	13	35	32	35	10	20	15	20	15	20	15	30	17	30	3	KCE5058	262	132	394	2.68	26.80	PCP	
2102200009008	Samar Reyaz	35	22	34	16	38	16	37	44	35	37	17	15	17	15	17	19	30	19	27	3	KCE503	260	184	444	2.82	28.20	PCP	
2102200009009	Vivek Rai	37	18	37	16	40	30	37	37	37	16	19	18	17	17	19	20	38	22	24	3	KCE5058	281	172	453	3	30.00	PCP	

	KCE501		KCE502		KCE503		KCE5051		KCE5058		KCE551		KCE552		KCE553		KCE554		KNCS01	
	31.51	30.05	31.68	27.00	33.00	37.91	31.55	31.45	31.55	34.64	16.55	16.45	16.27	16.55	16.55	16.77	32.41	16.41	19.73	
Average Marks(50/100)																				
Average Marks(100) External		30.05		27.00		37.91		31.45		34.64		16.45		16.55		16.77				19.73
Percentage Range	>80	9	0	7	0	7	0	7	0	8	0	11	13	10	12	11	13	11	8	14
	70-80	7	0	7	0	7	3	9	0	9	1	2	2	2	1	2	2	1	7	1
	60-70	3	1	3	3	0	5	1	0	0	3	5	3	6	5	5	3	6	3	1
	50-60	0	5	0	4	0	2	0	1	0	4	0	0	0	0	0	0	0	0	0
	40-50	0	3	0	2	0	0	0	9	0	2	0	0	0	0	0	0	0	0	0
	30-40	1	4	1	0	1	2	1	5	1	3	0	0	0	0	0	0	0	0	0
No. of Fail Students	0	5	0	9	0	6	0	3	0	5	0	0	0	0	0	0	0	0	0	
Pass %	100.00	72.22	100.00	50.00	100.00	66.67	100.00	83.33	100.00	72.22	100.00	100.00	100.00	100.00	100.00	100.00	100.00	100.00	100.00	
Grand Total Pass %	44.44																			88.89

Range	No. of Students
>80	2
75-80	3
70-75	2
65-70	1
60-65	0
<60	10

SUBJECT CODE	SUBJECT NAME	FACULTY NAME
KCE 501	Geotechnical Engineering	MR. AUNGKAR BHAGAT
KCE 502	Structural Analysis	MR. PRAVEEN KUMAR YADAV
KCE 503	Quantity Estimation and Construction Management	Ms. Niharika Shukla
KCE 051	Concrete Technology	MR. SAMEER KUMAR SINGH
KCE 058	GIS and Advance Remote Sensing	MR. PRAVEEN KUMAR YADAV
KCE 551	CAD Lab	Ms. Niharika Shukla
KCE 552	Geotechnical Engineering Lab	MR. AUNGKAR BHAGAT
KCE 553	Quantity Estimation and Management Lab	Ms. Niharika Shukla
KCE 554	Mini Project or Internship Assessment	MR. PRAVEEN KUMAR YADAV
KNC 501	Constitution of India, Law and Engineering	MR. RAKESH GARG

[Signature]
H.O.D
Dept. of Civil Engineering
I.T.S Engineering College
Greater Noida

[Signature]
Director
I.T.S Engineering College
Greater Noida



The Education Group
Greater Noida
(Estd. 1995)

I.T.S ENGINEERING COLLEGE GREATER NOIDA (A NAAC Accredited Engineering College)

2022-23
CIVIL ENGINEERING DEPARTMENT
VIIIth SEMESTER
EXTERNAL RESULT ANALYSIS

Sl. No	Roll No	Student Name	MARKS OBTAINED: SUBJECT CODE												No. of CP	SUBJECT CODE (CARRY OVER)	Total Internal(425)	Total External(425)	Grand Total 850	SGPA	Percent %	Status of Result
			KHU702		KCE074		KCE075		KOE074		KCE751		KCE752	KCE753								
			Internal (50)	External (100)	Internal (50)	External (100)	Internal (50)	External (100)	Internal (50)	External (100)	Internal (25)	External (25)	Internal (50)	Internal (150)								
1	1822200013	HARSHIT SINGH[EX]	45	62	43	60	41	18	44	59	22	18	39	110	1	KCE075	344	217	561	6.39	63.90	PCP
2	1822200019	MOHD SARFARAZ	38	21	37	31	37	1	38	17	20	16	30	100	3	KHU702, KCE075, KOE074	300	86	386	3.22	32.20	PCP
3	1902220000001	AARTI VERMA	42	33	45	55	44	37	46	53	21	22	35	120	0		353	200	553	7.28	72.80	PASS
4	1902220000002	ABDULLAH	45	40	45	57	41	35	45	49	21	18	49	130	0		376	199	575	7.33	73.30	PASS
5	1902220000003	AMBER SHAMSH	46	69	46	77	46	44	46	65	24	24	49	140	0		397	279	676	8.67	86.70	PASS
6	1902220000005	ANIL KUMAR	44	58	42	52	43	45	45	58	24	19	43	125	0		366	232	598	7.5	75.00	PASS
7	1902220000006	BASIT BASHIR WANI	47	54	47	47	45	53	49	44	21	18	45	125	0		379	216	595	7.67	76.70	PASS
8	1902220000007	DEV RAJ	47	70	44	61	45	30	45	47	22	23	46	130	0		379	231	610	7.94	79.40	PASS
9	1902220000008	DIVYANSH SINGH	40	52	40	54	41	17	44	51	20	18	45	130	1	KCE075	360	192	552	6.5	65.00	PCP
10	1902220000010	IRFAN AHMAD	40	51	38	56	39	17	40	38	20	20	34	100	1	KCE075	311	182	493	5.78	57.80	PCP
11	1902220000011	MANISH KUMAR	48	61	49	56	49	50	48	60	24	24	49	140	0		407	251	658	8.5	85.00	PASS
12	1902220000013	PRAVEEN KUMAR SINGH	44	62	42	77	42	51	45	61	23	19	40	130	0		366	270	636	8.17	81.70	PASS
13	1902220000014	PRIYANSHU KUMAR SINGH	44	52	42	60	42	37	42	46	21	19	34	110	0		335	214	549	7	70.00	PASS
14	1902220000015	RAHUL SINGH	41	60	40	72	40	45	41	69	20	18	39	100	0		321	264	585	7.28	72.80	PASS
15	1902220000016	RAJ KIRAN	47	64	45	79	46	31	47	60	23	22	45	140	0		393	256	649	8.5	85.00	PASS
16	1902220000019	SHAFIA NAZIR	43	64	46	47	41	20	48	47	22	20	48	125	1	KCE075	373	198	571	6.72	67.20	PCP
17	1902220000020	SHAURYA PRATAP SINGH	47	42	45	68	43	38	46	35	23	20	44	140	0		388	203	591	7.56	75.60	PASS
18	1902220000021	SHREE PRAKASH	40	45	45	63	39	40	40	54	21	18	30	100	0		315	220	535	6.89	68.90	PASS
19	1902220000022	SHUBHAM PANDIT	49	39	47	72	46	30	48	62	23	20	46	130	0		389	223	612	7.72	77.20	PASS
20	1902220000023	SUDHAKAR MISHRA	48	58	48	72	49	43	49	64	24	22	48	140	0		406	259	665	8.67	86.70	PASS
21	1902220000024	UJJWAL KUMAR	44	30	42	56	42	19	43	40	23	20	30	115	1	KCE075	339	165	504	5.67	56.70	PCP
22	1902220000025	UPENDRA KUMAR	47	31	45	61	46	16	47	45	23	22	46	135	1	KCE075	389	175	564	6.83	68.30	PCP
23	2002220009001	ABDUL MAJID	48	40	48	69	46	33	49	69	22	20	46	125	0		384	231	615	7.72	77.20	PASS
24	2002220009002	MADHAV DIXIT	47	50	48	64	45	47	48	48	24	23	44	140	0		396	232	628	8.11	81.10	PASS
25	2002220009003	PRATYUSH ANAND	43	49	42	61	41	9	42	48	22	21	46	125	1	KCE075	361	188	549	6.56	65.60	PCP
26	2002220009004	SITAL KUMARI	46	59	48	70	48	60	42	65	24	24	49	140	0		403	278	681	8.67	86.70	PASS

	KHU702		KCE074		KCE075		KOE074		KCE751		KCE752	KCE753
Average Marks(50/100)	44.62	50.62	44.19	61.42	43.35	33.31	45.12	52.08	22.19	20.31	42.27	124.81
Average Marks(100) External		50.62		61.42		33.31		52.08		20.31		
Percentage Range	≥80	25	0	24	0	23	0	25	0	26	18	19
	70-80	1	1	2	7	3	0	1	0	0	9	3
	60-70	0	7	0	9	0	1	0	9	0	1	5
	50-60	0	8	0	7	0	3	0	5	0	0	0
	40-50	0	5	0	2	0	6	0	9	0	0	0
30-40	0	4	0	1	0	8	0	2	0	0	0	
No. of Fail Students	0	1	0	0	0	8	0	1	0	0	0	0
Pass %	100.00	96.15	100.00	100.00	100.00	69.23	100.00	96.15	100.00	100.00	100.00	100.00
Grand Total Pass %	69.23											

Grand Total Percentage Range	No. of Students
≥80	7
75-80	6
70-75	4
65-70	5
60-65	1
<60	

SUBJECT CODE	SUBJECT NAME	FACULTY NAME
KHU702	PROJECT MANAGEMENT AND ENTERPRENEURSHIP	Mr. Chetan Dixit
KCE074	SOLID WASTE MANAGEMENT	MR. SAMEER KUMAR SINGH
KCE075	DESIGN OF STEEL STRUCTURES	Ms. Niharika Shukla
KOE074	RENEWABLE ENERGY RESOURCES	Mr. Rohan Srivastava
KCE751	CONCRETE LAB	MR. PRAVEEN KUMAR YADAV
KCE752	MINI PROJECT OR INTERNSHIP ASSESSMENT	MR. SAMEER KUMAR SINGH
PROJECT-I		MR. PRAVEEN KUMAR YADAV

Director
I.T.S Engineering College
Greater Noida

H.O.D
Dept. of Civil Engineering
I.T.S Engineering College
Greater Noida

4	Surveying and Geomatics	KCE302	MR. AUNGKAR BHAGAT	A	80.00	45.00	72.65	32.04	72.73	32.09	78.95	39.05	75.00	23.71	64.00	33.37
5	Fluid Mechanics	KCE303	Dr. Harsh Gupta	A	60.00	30.00	70.95	30.27	37.27	18.41	57.89	27.95	85.71	27.93	69.23	34.93
6	Computer Security System	KNC301	Dr. Kuldeep Malik	A	100.00	30.00	69.65	17.83	86.36	21.45	100.00	24.42	39.29	11.24	NA	NA
Overall Pass Percentage %										13.64						

Vth SEMESTER

S. No.	Subject Name	Subject Code	Faculty Name	Sec	Pass %	Average Marks	Pass %	Average Marks	Pass %	Average Marks	Pass %	Average Marks	Pass %	Average Marks	Pass %	Average Marks	
					TARGET, 2022-23		LAST 3 YEARS AVERAGE		2022-23		2021-22		2020-21		2019-20		
1	Geotechnical Engineering	KCE 501	Mr. Aungkar Bhagat	A	75.00	40.00	71.84	33.00	72.22	30.00	82.14	36.00	61.54	33.85	NA	NA	
2	Structural Analysis	KCE 502	Mr. Praveen Kumar Yadav	A	70.00	30.00	62.77	42.23	50.00	27.00	67.86	34.39	57.69	25.40	NA	NA	
3	Quantity Estimation and Construction Management	KCE 503	Ms. Niharika Shukla	A	95.00	45.00	94.23	43.45	66.67	37.90	100.00	48.57	88.46	37.37	NA	NA	
4	Concrete Technology	KCE 051	Mr. Sameer Kumar Singh	A	90.00	40.00	83.24	42.58	83.33	31.45	85.71	42.46	80.77	39.27	NA	NA	
5	GIS and Advance Remote Sensing	KCE 058	Mr. Praveen Kumar Yadav	A	75.00	30.00	NA	NA	72.22	34.64	NA	NA	NA	NA	NA	NA	
6	Constitution of India, Law and Engineering	KNC 501	Mr. Rakesh Garg	A	95.00	25.00	96.43	24.11	88.89	19.72	96.43	24.11	NA	NA	NA	NA	
Overall Pass Percentage %										44.44		53.57		42.3		66.66	

VIIIth SEMESTER

S. No.	Subject Name	Subject Code	Faculty Name	Section	Pass %	Average Marks	Pass %	Average Marks	Pass %	Average Marks	Pass %	Average Marks	Pass %	Average Marks	Pass %	Average Marks	
					TARGET, 2022-23		LAST 3 YEARS AVERAGE		2022-23		2021-22		2020-21		2019-20		
1	Project Management And Entrepreneurship	KHU702	Mr. Chetan Dixit	A	100.00	50.00	96.67	51.60	96.15	50.62	96.67	51.60	NA	NA	NA	NA	
2	Solid Waste Management	KCE074	Mr. Sameer Kumar Singh	A	100.00	50.00	93.33	42.84	100.00	61.42	93.33	42.84	NA	NA	NA	NA	
3	Design Of Steel Structures	KCE075	Ms. Niharika Shukla	A	50.00	30.00	33.33	20.08	69.23	33.31	33.33	20.08	NA	NA	NA	NA	
4	Renewable Energy Resources	KOE074	Mr. Rohan Srivastava	A	100.00	50.00	100.00	48.60	96.15	52.08	100.00	48.60	NA	NA	NA	NA	
Overall Pass Percentage %										69.23		20					

Note: NA is given due to change in subject code or syllabus



Dr. Sanjay Yadav
Head, CED & MED

H.O.D

Roll No	Student Name	MARKS OBTAINED: SUBJECT CODE																		No. of CP	SUBJECT CODE (CARRY OVER)	Total Internal (37.5)	Total External (37.5)	Grand Total 950	SGPA	Percent %	Status of Result
		KAS403		KVE401		KCE401		KCE402		KCE403		KCE451		KCE452		KCE453		KNCA02									
		Internal (50)	External (100)	Internal (50)	External (100)	Internal (50)	External (100)	Internal (50)	External (100)	Internal (50)	External (100)	Internal (25)	External (25)	Internal (25)	External (25)	Internal (25)	External (25)	Internal (25)	External (50)								
2102220000002	Ankit Kumar	36	15	39	30	37	16	36	12	36	33	19	22	18	20	20	22	19	15	3	KAS403, KCE401, KCE402	241	170	411	2.9	29.00	PCP
2102220000003	Arjun Sharma	38	30	39	47	39	41	42	18	38	33	21	22	21	22	19	21	20	25	2	KCE402, KCE401	257	216	473	3.95	39.50	PCP
2102220000004	Arya Veer	35	18	40	46	35	18	35	22	35	17	18	20	18	20	19	21	18	10	4	KAS403, KCE401, KCE402, KCE403	235	182	417	2.05	20.50	PCP
2102220000005	Devansh Kumar	49	36	49	61	49	34	47	34	49	38	24	24	24	21	22	24	24	29			313	274	587	6.86	68.60	PASS
2102220000006	Devanshu	37	16	40	57	40	53	36	14	17	42	20	23	19	20	19	21	19	26	2	KAS403, KCE402	248	246	494	4.38	43.80	PCP
2102220000008	Kundan Kumar	42	25	43	63	43	50	39	30	18	31	22	22	22	23	22	24	21	16	1	KAS403	271	268	539	5.43	54.30	PCP
2102220000010	Piyush Sharma	48	30	43	50	47	55	48	49	49	50	21	20	24	24	24	24	21	16			307	302	609	7.19	71.90	PASS
2102220000011	Pratyaksh Sachan	36	9	40	41	38	30	38	21	36	20	20	20	18	20	20	20	18	15	3	KAS403, KCE402, KCE401	246	183	429	2.81	28.10	PCP
2102220000012	Ritik Rai	36	30	43	48	41	58	36	25	36	40	20	20	19	20	19	20	20	20	1	KCE402	250	261	511	5.1	51.00	PCP
2102220000013	Ronaldross Chongroju	36	18	35	60	40	34	36	26	36	22	19	18	19	20	19	21	19	21	3	KAS403, KCE402, KCE401	240	219	459	2.9	29.00	PCP
2102220000014	Senitiyanger Longkumer	35	7	35	47	32	34	30	AB	30	1	18	AB	17	AB	17	AB	18	25	6	KAS403, KCE402, KCE401, KCE451, KCE452, KCE453	214	89	303	1.43	14.30	PCP
2102220000016	Shyam Mukhiya	46	33	47	24	47	36	48	43	49	31	24	24	24	23	24	24	24	21	1	KVE401	309	238	547	5.9	59.00	PWG
2202220009001	Devendra Pratap Yadav	40	32	42	38	42	48	39	13	38	48	22	23	21	22	20	21	21	11	1	KCE402	264	245	509	5.29	52.90	PCP
2202220009002	Dinesh Kumar	43	23	47	57	46	60	46	36	49	44	21	24	22	20	24	24	25	16	1	KAS403	300	288	588	6	60.00	PCP
2202220009003	Dushyant Sharma	36	0	37	37	37	21	36	22	36	30	20	22	19	21	21	21	18	17	3	KAS403, KCE401, KCE402	242	174	416	2.76	27.60	PCP
2202220009004	Himanshu	40	1	38	38	44	42	42	23	42	11	21	22	23	22	20	23	20	10	3	KAS403, KCE402, KCE403	270	182	452	3.05	30.50	PCP
2202220009005	Kapil Kumar Gautam	39	23	43	45	44	56	40	36	38	46	22	20	22	22	21	23	19	21	1	KAS403	269	271	540	5.43	54.30	PWG
2202220009006	Km Deepa	45	20	49	53	49	48	49	38	49	56	21	22	24	24	24	24	24	23	1	KAS403	313	285	598	6.1	61.00	PCP
2202220009007	Nikhil Kumar Shukya	39	2	40	22	40	23	38	20	39	14	21	22	20	22	20	21	20	15	5	KAS403, KVE401, KCE401, KCE402, KCE403	257	146	403	2.27	22.70	PCP
2202220009008	Rauf Ishaq Wanu	38	34	42	49	45	51	45	17	42	53	22	18	23	23	22	23	20	19	1	KCE402	279	268	547	5.67	56.70	PCP
2202220009009	Tannu Devi	38	21	45	43	41	45	40	33	38	41	20	18	20	20	20	22	20	15	1	KAS403	262	243	505	5.05	50.50	PCP
2202220009010	Uday Pratap	36	5	38	17	38	19	35	19	35	20	20	18	19	20	19	21	20	17	5	KAS403, KVE401, KCE401, KCE402, KCE403	240	139	379	1.19	11.90	PCP

	KAS403	KVE401	KCE401	KCE402	KCE403	KCE451	KCE452	KCE453	KNCA02										
Average Marks(50/100)	39.45	19.45	41.55	44.23	41.55	39.73	40.05	26.33	39.77	31.86	21.09	20.18	20.73	20.50	20.68	21.14	20.36	18.32	
Average Marks(100) External		19.45		44.23		39.73		26.33		31.86		20.18		20.50		21.14		18.32	
Percentage Range	≥80	8	0	15	0	15	0	10	0	7	0	18	17	13	21	15	21	14	0
	70-80	14	0	7	0	6	0	11	0	14	0	4	4	8	0	6	0	8	0
	60-70	0	0	0	3	1	1	1	0	1	0	0	0	1	0	1	0	0	0
	50-60	0	0	0	4	0	6	0	0	0	3	0	0	0	0	0	0	0	4
	40-50	0	0	0	8	0	5	0	2	0	6	0	0	0	0	0	0	0	5
	30-40	0	7	0	4	0	5	0	6	0	5	0	0	0	0	0	0	0	10
No. of Fail Students	0	15	0	3	0	5	0	13	0	8	0	0	0	0	0	0	0	0	3
Pass %	100.00	31.82	100.00	86.36	100.00	77.27	100.00	42.86	100.00	63.64	100.00	100.00	100.00	100.00	100.00	100.00	100.00	86.36	
Grand Total Pass %	9.00																		

Grand Total Percentage	No. of Students
≥80	0
75-80	0
70-75	1
65-70	1
60-65	2
<60	18

SUBJECT CODE	SUBJECT NAME	FACULTY NAME
KAS403	Maths III	Ms. Anshu Mala
KVE401	Universal Human Values	Mr. Prabhakar Sharma
KCE401	Material Testing and Construction Practices	Mr. Aungkar Bhagat
KCE402	Introduction to Solid Mechanics	Mr. Praveen Kumar Yadav
KCE403	Hydraulic Engineering & Machines	Mr. Sameer Kumar Singh
KCE451	Material Testing Lab	Ms. Niharika Shukla
KCE452	Solid Mechanics Lab	Mr. Praveen Kumar Yadav
KCE453	Hydraulic & Hydraulic Machines Lab	Mr. Sameer Kumar Singh
KNCA02	Python Programming	Ms. Roopal Yadav

ITS Engineering College
Greater Noida

H.O.D
Dept. of Civil Engineering
I.T.S Engineering College
Greater Noida

IVth SEMESTER																
S. No.	Subject Name	Subject Code	Faculty Name	Sec	Pass %	Average Marks	Pass %	Average Marks	Pass %	Average Marks	Pass %	Average Marks	Pass %	Average Marks	Pass %	Average Marks
					TARGET, 2022-23	LAST 3 YEARS AVERAGE	2022-23	2021-22	2020-21	2019-20						
1	Maths III	KAS403	Ms. Anshu Mala	A	85.00	30.00	85.58	27.24	31.82	19.45	78.85	24.28	77.78	34.83	100.00	22.64
2	Universal Human Values	XVE401	Mr. Prabhakar Sharma	A	100.00	40.00	100.00	36.69	86.28	44.23	100.00	36.58	100.00	51.50	100.00	21.98
3	Material Testing and Construction Practices	KCE401	Mr. Aungkar Bhagat	A	85.00	35.00	89.18	34.10	77.27	39.73	84.21	31.47	83.33	47.94	100.00	22.88
4	Introduction to Solid Mechanics	KCE402	Mr. Praveen Kumar Yadav	A	70.00	30.00	74.76	24.61	42.86	26.53	63.16	20.21	61.11	30.61	100.00	23.01
5	Hydraulic Engineering & Machines	KCE403	Mr. Sameer Kumar Singh	A	70.00	30.00	78.86	27.36	63.64	31.86	68.42	22.95	66.67	36.44	100.00	22.69
6	Python Programming	KNC402	Ms. Roopal Yadav	A	70.00	15.00	76.62	10.31	86.36	18.32	63.16	12.37	66.67	18.56	100.00	
Overall Pass Percentage %									9							

Note: NA is given due to change in subject code or syllabus



Dr. Sanjay Yadav
Head, CED & MED

H.O.D

Dept. of Civil Engineering
I.T.S Engineering College
Greater Noida



Director
ITS Engineering College
Greater Noida

Sl.No	Roll No	Student Name	MARKS OBTAINED: SUBJECT CODE																No. of CP	SUBJECT CODE (CARRY OVER)	Total Internal (425)	Total External (425)	Grand Total 850	SGPA	Percent %	Status of Result		
			KCE601		KCE602		KCE603		KCE602		KCE609		KCE651		KCE652		KNCE653										KNC602	
			Internal (50)	External (100)	Internal (50)	External (100)	Internal (50)	External (100)	Internal (50)	External (100)	Internal (50)	External (100)	Internal (25)	External (25)	Internal (25)	External (25)	Internal (25)	External (25)									Internal (25)	External (25)
1	2002220000001	Abdi Ali	36	23	35	42	36	46	35	57	30	19	19	17	20	19	18	20	20	27	1	KCE601	227	275	502	5.29	52.90	PCP
2	2002220000002	Anhil Yadav	49	30	41	52	41	47	12	66	45	59	29	22	20	21	21	22	30	0		270	318	588	6.88	68.80	PASS	
3	2002220000004	Hrithik Kumar	17	24	30	23	17	30	34	43	38	41	20	22	21	21	19	20	22	2	KCE601, KCE602, KCE603	251	224	475	3.71	37.10	PCP	
4	2002220000005	Madhya Fayaz	40	49	40	64	40	63	41	56	40	62	19	23	22	23	22	20	24	0		264	362	626	7.14	71.40	PASS	
5	2002220000006	Mithlesh Yadav	19	18	40	42	40	38	19	42	40	20	22	22	23	21	20	22	20	1	KCE601	261	245	506	5.33	53.30	PCP	
6	2002220000007	Md Hammed	40	32	42	49	42	43	40	70	45	58	20	20	20	19	19	20	12	0		268	312	580	6.81	68.10	PASS	
7	2002220000008	Priyanshu Singh	46	33	33	54	46	56	44	65	40	61	24	24	23	24	23	24	33	0		299	343	633	7.38	73.80	PASS	
8	2002220000009	Raghendra Singh	41	21	41	40	42	30	42	57	40	42	23	24	22	22	23	22	24	17	1	KCE601	274	258	532	5.33	53.30	PWG
9	2002220000010	Vehal Chauhan	47	57	39	66	49	51	48	43	45	64	24	24	24	24	24	24	11	0		310	351	661	7.76	77.60	PASS	
10	2102220000001	Aditya Prakash Chauhan	40	40	15	53	46	34	46	67	46	37	21	22	24	24	24	24	23	0		303	301	604	7.05	70.50	PASS	
11	2102220000002	Ali Bin Zulf	38	19	30	33	37	31	39	57	35	39	27	20	20	21	20	20	22	1	KCE601	251	238	489	4.9	49.00	PCP	
12	2102220000003	Dhyansh Singh	45	12	47	18	46	13	45	45	47	30	24	24	24	24	22	23	22	3	KCE601, KCE602, KCE603	300	185	485	3.29	32.90	PCP	
13	2102220000004	Faizan AS Khan	35	23	36	31	36	44	35	61	39	62	19	20	20	21	19	18	20	17	1	KCE601	230	280	510	5.1	51.00	PCP
14	2102220000005	Gaurav Maurya	49	46	40	42	49	42	47	47	49	69	24	24	24	24	24	23	24	23	0		315	317	632	7.57	75.70	PASS
15	2102220000000	Kuldeep Kr. Varun	47	43	49	59	49	33	49	60	49	62	21	24	24	24	24	24	21	0		315	327	642	7.71	77.10	PASS	
16	2102220000007	Pratull Kr. Singh	30	4	30	46	30	30	30	2	30	26	17	17	17	19	17	18	15	3	KCE601, KCE602, KCE603	201	162	363	3	30.00	PCP	
17	2102220000008	Bamar Rayaz	35	23	37	57	37	34	37	55	30	33	19	19	19	20	19	18	24	1	KCE601	233	260	493	5	50.00	PCP	
18	2102220000009	Vivek Raj	19	22	19	48	39	30	39	46	32	34	19	19	20	18	19	20	19	1	KCE601	244	240	484	4.71	47.10	PCP	

	KCE601		KCE602		KCE603		KCE602		KCE609		KCE651		KCE652		KNCE653		KNC602	
Average Marks(50/100)	40.54	28.83	41.28	45.17	41.22	38.50	40.89	52.17	39.61	48.44	21.17	21.72	21.22	22.06	21.11	20.78	21.44	23.44
Average Marks(100) External		28.83		45.17		38.50		52.17		48.44		21.72		22.06		20.78		23.44
Percentage Range	80	0	0	0	11	0	10	0	11	0	12	15	14	17	12	11	16	0
	70-80	7	0	4	0	6	0	7	1	2	0	5	2	2	1	5	7	2
	60-70	1	0	1	2	1	1	1	5	5	6	1	1	2	0	1	0	0
	50-60	0	1	0	5	0	2	0	5	0	3	0	0	0	0	0	0	1
	40-50	0	4	0	7	0	5	0	6	0	3	0	0	0	0	0	0	9
30-40	0	3	0	2	0	9	0	0	0	5	0	0	0	0	0	0	4	
No. of Fail Students	0	10	0	2	0	1	0	1	0	1	0	0	0	0	0	0	0	0
Pass %	100.00	44.44	100.00	88.89	100.00	94.44	100.00	94.44	100.00	94.44	100.00	100.00	100.00	100.00	100.00	100.00	100.00	100.00
Grand Total Pass %	61.33																	

Percentage Range	No. of Students
80	0
75-80	8
70-75	8
65-70	2
60-65	0
<60	10

SUBJECT CODE	SUBJECT NAME	FACULTY NAME
KCE601	Design of Concrete Structures	Ms. Niharika Shukla
KCE602	Transportation Engineering	Mr. Aungker Bhagat
KCE603	Environmental Engineering	Mr. Sameer Kumar Singh
KCE602	River Engineering	Mr. Niharika Shukla
KCE609	Understanding Human Being, Nature and Existence Comprehensively.	Mr. Praveen Kumar Yadav
KCE651	Transportation Engineering Lab	Mr. Aungker Bhagat
KCE652	Environmental Engineering Lab	Mr. Sameer Kumar Singh
KCE653	Structure Detailing Lab	Ms. Niharika Shukla
KNC602	Indian Tradition culture and Society	MR. RAKESH GARG

[Signature]
H.O.D
Dept. of Civil Engineering
I.T.S Engineering College
Greater Noida

[Signature]
Director
ITS Engineering College
Greater Noida

VIth SEMESTER																
S. No.	Subject Name	Subject Code	Faculty Name	Section	Pass %	Average Marks	Pass %	Average Marks	Pass %	Average Marks	Pass %	Average Marks	Pass %	Average Marks	Pass %	Average Marks
					TARGET, 2022-23		LAST 3 YEARS AVERAGE		2022-23		2021-22		2020-21		2019-20	
1	Design of Concrete Structures	KCE601	Ms. Niharika Shukla	A	90.00	50.00	87.04	48.82	44.44	28.33	74.07	35.56	100.00	62.08	NA	NA
2	Transportation Engineering	KCE602	Mr. Aungkar Bhagat	A	95.00	60.00	90.74	58.53	88.89	45.17	81.48	41.22	100.00	75.84	NA	NA
3	Environmental Engineering	KCE603	Mr. Sameer Kumar Singh	A	95.00	50.00	90.74	44.37	94.44	38.50	81.48	39.93	100.00	48.80	NA	NA
4	River Engineering	KDE602	Ms. Niharika Shukla	A	100.00	55.00	98.15	52.33	94.44	52.17	96.50	42.81	100.00	61.84	NA	NA
5	Understanding human being, Nature and Existence	KDE603	Mr. Praveen Kumar Yadav	A	75.00	50.00	0.00	0.00	94.44	48.44	NA	NA	NA	NA	NA	NA
6	Indian Tradition culture and Society	KNCS02	MR. RAKESH GARG	A	100.00	35.00	100.00	31.72	100.00	25.44	100.00	24.56	100.00	38.88	NA	NA
Overall Pass Percentage %									61.11		51.85		100			

Note: NA is given due to change in subject code or syllabus



Dr. Sanjay Yadav
Head, CED & MED

F.O.D
Dept. of Civil Engineering
I.T.S Engineering College
Greater Noida



Director
ITS Engineering College
Greater Noida



The Education Group
Greater Noida
(Estd. 1983)

I.T.S ENGINEERING COLLEGE GREATER NOIDA (A NAAC Accredited Engineering College)

2022-23
CIVIL ENGINEERING DEPARTMENT
VIIIth SEMESTER
EXTERNAL RESULT ANALYSIS

S.No	Roll No	Student Name	MARKS OBTAINED: SUBJECT CODE								No. of CP	SUBJECT CODE (CARRY OVER)	Total Internal (250)	Total External (600)	Grand Total (850)	SGPA	Percent %	Status of Result PASS/PCP/INCOMP/LETE/UFM
			KHU 801		KOE 085		KOE 098		KCE 851									
			Internal (50)	External (100)	Internal (50)	External (100)	Internal (50)	External (100)	Internal (100)	External (300)								
1	1822200013	HARSHIT SINGH[EX]	42	54	39	57	40	30	90	245	0	211	406	617	6.39	63.90	PCP	
2	1822200019	MOHD SARFARAZ	38	44	38	40	38	46	88	255	0	202	385	587	3.22	32.20	PCP	
3	1902220000001	AARTI VERMA	48	59	47	37	45	59	95	285	0	235	440	675	7.28	72.80	PASS	
4	1902220000002	ABDULLAH	43	47	43	41	42	51	92	275	0	220	414	634	7.33	73.30	PASS	
5	1902220000003	AMBER SHAMSH	45	56	45	53	47	51	98	295	0	235	455	690	8.67	86.70	PASS	
6	1902220000005	ANIL KUMAR	43	52	45	48	45	37	93	280	0	226	417	643	7.5	75.00	PASS	
7	1902220000006	BASIT BASHIR WANI	43	51	43	47	43	32	90	270	0	219	420	639	7.67	76.70	PASS	
8	1902220000007	DEV RAJ	45	32	45	44	48	30	97	290	0	235	396	631	7.94	79.40	PASS	
9	1902220000008	DIVYANSH SINGH	41	54	40	30	39	51	90	270	0	210	405	615	6.5	65.00	PCP	
10	1902220000010	IRFAN AHMAD	40	59	41	48	39	60	85	245	0	205	412	617	5.78	57.80	PCP	
11	1902220000011	MANISH KUMAR	49	60	49	52	49	68	98	295	0	245	475	720	8.5	85.00	PASS	
12	1902220000013	PRAVEEN KUMAR SINGH	45	41	43	53	42	60	93	280	0	223	434	657	8.17	81.70	PASS	
13	1902220000014	PRYANSHU KUMAR	45	47	45	55	41	69	90	255	0	221	426	647	7	70.00	PASS	
14	1902220000015	RAHUL SINGH									0	0	0	0	7.28	72.80	PASS	
15	1902220000016	RAJ KIRAN	45	38	44	58	47	60	98	295	0	234	451	685	8.5	85.00	PASS	
16	1902220000019	SHAFIA NAZIR	45	41	43	39	44	56	90	265	0	222	401	623	6.72	67.20	PCP	
17	1902220000020	SHAURYA PRATAP SINGH	46	44	46	49	43	67	98	295	0	233	455	688	7.56	75.60	PASS	
18	1902220000021	SHREE PRAKASH	38	57	38	57	38	60	85	245	0	199	419	618	6.89	68.90	PASS	
19	1902220000022	SHUBHAM PANDIT	49	58	49	56	47	41	93	280	0	238	435	673	7.72	77.20	PASS	
20	1902220000023	SUDHAKAR MISHRA	49	69	49	61	49	66	98	295	0	245	491	736	8.67	86.70	PASS	
21	1902220000024	UJJWAL KUMAR	45	35	44	50	42	45	98	295	0	229	425	654	5.67	56.70	PCP	
22	1902220000025	UPENDRA KUMAR	45	54	45	37	46	51	97	290	0	233	432	665	6.83	68.30	PCP	
23	2002220009001	ABDUL MAJID	43	62	45	62	49	55	95	270	0	232	449	681	7.72	77.20	PASS	
24	2002220009002	MADHAV DIXIT	49	47	49	57	48	44	98	295	0	244	443	687	8.11	81.10	PASS	
25	2002220009003	PRATYUSH ANAND	47	53	45	34	45	88	95	270	0	232	357	589	6.56	65.6	INC	
26	2002220009004	SITAL KUMARI	49	61	49	46	49	50	98	295	0	245	452	697	8.67	86.70	PASS	

	KHU 801	KOE 085	KOE 098	KCE 851
Average Marks(50/100)	42.96	49.04	42.65	47.35
Average Marks(100) External		49.04	47.35	47.65
Percentage Range	≥80	23	0	22
	70-80	2	0	3
	60-70	0	4	0
	50-60	0	11	0
	40-50	0	7	0
	30-40	0	3	0
No. of Fail Students	0	0	0	0
Pass %	100.00	100.00	100.00	100.00
Grand Total Pass %	104.00			

Grand Total Percentage Range	No. of Students
≥80	7
75-80	6
70-75	4
65-70	5
60-65	1
<60	3

SUBJECT CODE	SUBJECT NAME	FACULTY NAME
KHU 801	RURAL DEVELOPMENT ADMINISTRATION AND PLANNING (RD)	Mr. Rohan Srivastav
KOE 085	QUALITY MANAGEMENT (QM)	Ms. Niharika Shukla
KOE 098	HUMAN VALUES IN BUDDHISM AND JAINISM (HVB&J)	Mr. Praveen Kumar Yadav
KCE 851	ENVIRONMENT	Mr. Praveen Kumar Yadav

Sit
H.O.D
Dept. of Civil Engineering
I.T.S Engineering College
Greater Noida

Kayans
Director
ITS Engineering College
Greater Noida

VIIIth SEMESTER																	
S. No.	Subject Name	Subject Code	Faculty Name	Section	Pass %	Average Marks	Pass %	Average Marks	Pass %	Average Marks	Pass %	Average Marks	Pass%	Average Marks	Pass%	Average Marks	
					TARGET, 2022-23			LAST 3 YEARS AVERAGE		2022-23		2021-22		2020-21		2019-20	
1	RURAL DEVELOPMENT ADMINISTRATION AND PLANNING (RD)	KHU 801	Mr. Rohan Srivastav	A	100.00	50.00	96.67	53.52	100.00	49.04	96.67	53.52	NA	NA	NA	NA	
2	QUALITY MANAGEMENT (QM)	KOI 085	Ms. Niharika Shukla	A	100.00	50.00	96.67	48.96	100.00	47.35	96.67	48.96	NA	NA	NA	NA	
3	HUMAN VALUES IN BUDDHISM AND JAIN DARSHAN (HVB&JD)	KOI 098	Mr. Praveen Kumar Yadav	A	100.00	50.00	100.00	51.20	100.00	47.65	100.00	51.20	NA	NA	NA	NA	
Overall Pass Percentage %									100								

Note: NA is given due to change in subject code or syllabus



Dr. Sanjay Yadav
Head, CED & MED

H.O.D
Dept. of Civil Engineering
I.T.S Engineering College
Greater Noida



Director
ITS Engineering College
Greater Noida



The Education Group
Ghaziabad • Greater Noida
(Estd. : 1995)

I.T.S ENGINEERING COLLEGE GREATER NOIDA (A NAAC Accredited Engineering College)

2022-23 (EVEN Semester)

EEE Department

VIII-Semester

External Result Analysis

YEAR -IV (8th Sem)			RD&AAP	ED	D&SSM	Project-II	TOTAL	
SESSION 2022-23			KHU-801	KOE-083	KOE-094	KEN-851	Obtained	Max Marks
S.NO	ROLL No.	STUDENT NAME	EXT	EXT	EXT	EXT		
1	1902220210001	ABHISHEK KUMAR	53	51	49	240	598	850
2	1902220210002	AMIR MUZAFAR MIR	47	35	31	236	524	850
3	1902220210003	ANKIT SINGH	55	45	62	252	607	850
4	1902220210004	DHANANJAY YADAV	47	67	51	258	624	850
5	1902220210007	MANISH PANDEY	59	61	60	271	656	850
6	1902220210008	MAYANK SENGAR	56	77	74	267	709	850
7	1902220210009	MD. SAHIL ANSARI	54	71	45	263	628	850
8	1902220210010	MOHAMMAD FAISAL WANI	41	43	45	272	595	850
9	1902220210011	SACHIN KUMAR	30	30	38	253	537	850
10	1902220210012	SHIVENDRA SINGH	43	74	53	264	628	850
11	1902220210013	SHUBHAM KUMAR	47	36	40	293	636	850
12	1902220210014	SUDHEER MISHRA	32	33	45	234	532	850
13	1902220210015	TARISH KHAN	42	30	62	259	581	850
14	2002220219001	MD. SAMIRUDDIN ANSARI	50	42	49	294	663	850

Average Marks		46.86	49.64	50.29	261.14	608.43	850.00
Percentage Range	≥ 80	0	0	0	12		
	70-80	0	3	1	2		
	60-70	0	2	3	0		
	50-60	6	1	2	0		
	40-50	6	3	6	0		
	30-40	2	5	2	0		
No. of Fail Students		0	0	0	0		
Pass %		100%	100%	100%	100%		

(Signature)
Vijendra K. Aggarwal

Head of Department
Electrical & Electronics Engg.
I. T. S. Engg. College
Greater Noida



The Education Group
Ghaziabad • Greater Noida
(Estd. : 1995)

I.T.S ENGINEERING COLLEGE GREATER NOIDA

(A NAAC Accredited Engineering College)

2022-23 (EVEN Semester)
EEE Department
VIII-Semester
External Result Analysis

YEAR -IV (7th Sem)			PM&E	PQF	UEET	RER	I&PLC LAB	TOTAL	
SESSION 2022-23			KHU-702	KEE-074	KEE-079	KOE-074	KEN-751	Obtained	Max Marks
S.NO	ROLL No.	STUDENT NAME	EXT	EXT	EXT	EXT	EXT		
1	1902220210001	ABHISHEK KUMAR	54	55	53	47	19	560	850
2	1902220210002	AMIR MUZAFAR MIR	42	35	43	47	ABS	460	850
3	1902220210003	ANKIT SINGH	32	55	62	53	21	565	850
4	1902220210004	DHANANJAY YADAV	72	58	64	75	23	651	850
5	1902220210007	MANISH PANDEY	65	46	53	67	23	633	850
6	1902220210008	MAYANK SENGAR	51	64	64	64	23	662	850
7	1902220210009	MD. SAHIL ANSARI	34	45	48	42	20	532	850
8	1902220210010	MOHAMMAD FAISAL WANI	48	31	31	30	21	497	850
9	1902220210011	SACHIN KUMAR	16	30	16	43	21	469	850
10	1902220210012	SHIVENDRA SINGH	50	36	63	61	21	578	850
11	1902220210013	SHUBHAM KUMAR	34	62	46	38	24	608	850
12	1902220210014	SUDHEER MISHRA	67	36	32	47	19	507	850
13	1902220210015	TARISH KHAN	23	48	45	40	22	528	850
14	2002220219001	MD. SAMIRUDDIN ANSARI	34	47	71	52	24	633	850
Average Marks			44.43	46.29	49.36	50.43	21.62	563.07	850.00
Percentage Range			≥ 80	0	0	0	0		
			70-80	1	0	1	1		
			60-70	2	1	4	3		
			50-60	2	3	2	2		
			40-50	2	4	4	6		
			30-40	5	6	2	2		
No. of Fail Students			2	0	1	0			
Pass %			100%	100%	100%	100%			

(Signature)
(Vijendra K. Agre)

(Signature)

Head of Department
Electrical & Electronics Engg.
I. T. S. Engg. College
Greater Noida

Sl.No	Roll No	Student Name	MARKS OBTAINED- SUBJECT CODE																No. of CP	SUBJECT CODE (CARRY OVER)	Total Internal (425)	Total External (175)	Grand Total (600)	Percent (%)	Status of Result		
			KMBN101		KMBN102		KMBN103		KMBN104		KMBN105		KMBN106		KMBN107		KMBN108									KMBN109	
			Internal (50)	External (100)	Internal (50)	External (100)	Internal (50)	External (100)	Internal (50)	External (100)	Internal (50)	External (100)	Internal (50)	External (100)	Internal (50)	External (100)	Internal (50)	External (100)								Internal (50)	External (50)
1	2202220700001	Abhishek Kumar Sharma	40	64	38	31	39	30	37	12	35	60	20	22	41	44	40	82	20	41	1	KMBN104	310	308	618	58	CP(1)
2	2202220700002	Aditya Vikram Singh	36	55	34	30	33	33	34	18	32	56	18	19	37	51	32	74	19	37	1	KMBN104	275	373	648	54	CP(1)
3	2202220700004	Aman Yadav	30	35	30	30	30	12	30	4	30	60	15	17	30	30	30	0	15	0	4	KMBN101,KMBN104,KMBN105,KMBN108	240	188	428	35.667	CP(4)
4	2202220700005	Amit Gautam	41	50	39	42	36	34	40	18	34	47	20	19	44	45	43	82	20	41	1	KMBN104	317	378	695	57.9167	CP(1)
	2202220700006	Anamika Yadav	42	65	40	64	39	50	36	30	37	56	20	31	43	58	39	85	21	43			317	482	799	66.5833	Pass
6	2202220700007	Anand Kumar	41	34	39	31	38	32	45	32	35	50	20	15	41	30	42	87	20	44			321	355	676	56.3333	Pass
7	2202220700008	Anjali Sah	45	61	45	62	44	65	46	33	41	52	22	18	45	54	43	82	22	41			353	468	821	68.4167	Pass
8	2202220700009	Anurag Singh	41	54	36	19	35	45	38	23	33	52	19	25	37	38	41	92	20	42	2	KMBN102,KMBN104	300	300	600	57.5	CP(2)
9	2202220700010	Anushka Rai	45	70	42	55	39	45	46	30	37	60	22	30	44	55	49	94	22	47			346	486	832	69.3333	Pass
10	2202220700011	Arushi Manjhi	38	70	36	49	35	45	35	24	33	58	20	29	39	55	38	90	19	45	1	KMBN104	293	465	758	63.1667	CP(1)
11	2202220700012	Ashish Kumar Gupta	36	43	34	42	34	37	35	5	32	52	18	20	35	56	37	80	19	40	1	KMBN104	280	375	655	54.5833	CP(1)
12	2202220700013	Chandrika Bisht	46	67	46	66	46	61	48	36	39	73	24	34	49	54	44	94	23	47			365	531	897	74.75	Pass
13	2202220700014	Chesta Kaushik	49	64	49	70	49	80	50	61	47	77	24	31	49	54	46	96	24	48			387	581	968	80.6667	Pass
14	2202220700015	Dhruv Sharma	40	30	36	32	33	22	36	35	31	20	18	18	33	47	30	70	20	35	2	KMBN101,KMBN105	277	308	585	48.8333	CP(2)
15	2202220700016	Gurmeet Rathi	44	64	39	42	39	49	38	22	33	47	20	25	40	45	42	77	17	39	1	KMBN104	312	410	722	60.1667	CP(1)
16	2202220700017	Jyoti Negi	44	61	39	49	39	44	39	9	36	51	19	24	41	53	44	85	21	43	1	KMBN104	322	439	761	61.75	CP(1)
17	2202220700018	Krishna Agarwal	36	63	34	19	34	45	32	0	36	49	17	20	36	49	41	89	20	45	2	KMBN102,KMBN104	286	379	665	55.4167	CP(2)
18	2202220700019	Kumari Ekta	40	60	41	39	41	37	39	22	37	48	22	23	44	47	42	95	20	47	1	KMBN104	316	418	744	62	CP(1)
19	2202220700020	Kunal Kumar Singh	37	47	39	42	38	33	38	12	34	34	19	35	40	54	47	87	21	43	1	KMBN104	313	387	700	58.3333	CP(1)
20	2202220700021	Madhur Sisodiya	37	60	35	37	34	44	35	34	33	32	17	20	36	54	44	85	19	41			290	407	697	58.0833	Pass
21	2202220700022	Manoj Kumar Yadav	35	36	33	43	33	54	36	31	33	60	16	25	33	50	36	84	19	42			274	425	699	58.25	Pass
22	2202220700023	Md Saqib Saqui	44	51	40	48	35	31	40	35	38	60	20	30	42	60	45	89	21	44			325	448	773	64.4167	Pass
23	2202220700024	Nishu Raj	45	46	43	50	41	50	43	31	39	51	20	36	40	36	47	84	22	42			340	426	766	63.8333	Pass
24	2202220700025	Prince Kumar Golden	30	35	30	46	30	30	30	12	30	41	15	31	30	40	32	64	15	32	1	KMBN104	244	331	575	47.9167	CP(1)
25	2202220700026	Rabi Singh	30	60	30	36	30	37	30	21	30	39	15	34	30	41	32	80	40	40	1	KMBN104	244	388	632	52.6667	CP(1)

Sachin

HOD - MBA
ITS Engineering College

26	2202220700027	Rajan Maurya	30	65	30	49	30	50	30	33	30	39	15	30	30	62	33	75	18	37			346	440	686	57.1667	Pass
27	2202220700028	Rashmi Gaud	41	65	46	45	42	38	48	33	42	46	23	30	46	65	38	92	22	46			348	460	808	67.3333	Pass
28	2202220700029	Rishabh Pal	39	57	39	44	36	54	36	20	33	44	19	34	37	35	37	88	19	44	1	KMBN104	295	420	715	54.5833	CP(1)
29	2202220700030	Sachin Kumar	42	49	40	48	45	64	47	55	35	56	20	30	40	58	38	88	19	44			326	492	818	66.1667	Pass
30	2202220700031	Satish Kumar Singh	36	42	31	30	31	30	30	20	34	49	16	30	31	20	35	68	18	34	2	KMBN104,KMBN107	262	328	590	48.75	CP(2)
31	2202220700032	Shikhar Rai	36	58	30	55	30	33	30	30	34	59	16	30	32	50	35	64	17	32			260	411	671	55.9167	Pass
32	2202220700033	Shivange Sharma	44	48	38	45	38	59	40	21	38	39	21	25	40	47	47	85	22	43	1	KMBN104	328	432	760	61.6667	CP(1)
33	2202220700034	Simmy Singh	45	46	43	42	46	68	46	48	37	44	21	22	45	56	48	87	22	44			353	457	810	87.5	Pass
34	2202220700035	Sudipta Shrivastava	48	62	47	53	44	50	48	22	45	50	23	18	48	53	49	93	24	47	1	KMBN104	376	448	824	66.6667	CP(1)
35	2202220700037	Supriya Anand	42	60	43	58	41	30	41	35	37	53	21	31	43	56	41	94	20	47			329	464	793	66.0833	Pass
36	2202220700038	Vishal Singh	42	46	40	35	38	20	40	12	33	45	19	29	38	39	44	87	20	43	2	KMBN104,KMBN104	314	356	670	55.8333	CP(2)
37	2202220700039	Vishesh Kumar Singh	39	51	39	50	38	48	38	31	35	48	18	31	40	61	40	88	20	44			307	452	759	63.25	Pass

	KMBN101	KMBN102	KMBN103	KMBN104	KMBN105	KMBN106	KMBN107	KMBN151	KMBN152										
Average Marks	39.89	53.89	38.19	44.00	37.38	42.95	38.65	25.68	35.35	50.19	19.24	26.24	39.16	48.70	40.30	82.05	19.97	40.92	
Percentage Range	≥80	22	0	14	0	10	1	15	0	4	0	19	0	21	0	22	29	23	29
	70-80	11	2	13	1	15	0	14	0	15	2	9	2	8	0	9	4	9	4
	60-70	4	15	10	3	12	4	8	1	18	5	9	15	8	4	6	3	5	3
	50-60	0	7	0	6	0	7	0	1	0	13	0	6	0	17	0	0	0	0
	40-50	0	8	0	15	0	8	0	1	0	11	0	7	0	9	0	0	0	0
	30-40	0	5	0	10	0	14	0	15	0	5	0	7	0	6	0	0	0	0
No. of Fail Students	0	0	0	2	0	3	0	19	0	1	0	0	1	0	1	0	1	0	1
Pass %	100.00	100.00	100.00	94.19	100.00	91.89	100.00	48.85	100.00	97.30	100.00	100.00	100.00	100.00	100.00	97.30	100.00	97.30	

Grand Total Pass (%) 45.95

Grand Total Percentage Range	No. of Students
≥80	1
70-80	0
60-70	1
50-60	8
40-50	8
<40	19

Course Code	Course Name	Instructor
KMBN101	Management Concepts & Organizational Behaviour	Dr. Vishesh Gang
KMBN102	Managerial Economics	Prof. Pratik Duttwadi
KMBN103	Financial Accounting & Analysis	Prof. Pratik Duttwadi
KMBN104	Business Statistics & Analytics	Prof. S.A. Dhanraj
KMBN105	Marketing Management	Prof. Rashmi Kishor
KMBN106	Design Thinking	Prof. Samee Vahed
KMBN107	Business Communication	Prof. Samee Vahed
KMBN151	IT Skills Lab - I	Prof. Shalpa Venkatesh
KMBN152	Mini Project - I	Prof. Shalpa Venkatesh

HOD - MBA
ITS Engineering College

Sachin



I.T.S ENGINEERING COLLEGE GREATER NOIDA (A NAAC Accredited Engineering College)

2022-23
School of Management Studies (SOM5)
MBA, YEAR-1, SEMESTER-II (EVEN)
EXTERNAL RESULT ANALYSIS

Sl.No	Roll No.	Student Name	MARKS OBTAINED: SUBJECT CODE																				No. of CP	SUBJECT CODE (CARRY OVER)	Total Intern at(425)	Total Extern at(475)	Grand Total 1200	Percent %	Status of Result: PASS/PCP/INCOMPLET/E/URM
			KMBN201		KMBN202		KMBN203		KMBN204		KMBN205		KMBN206		KMBN207		KMBN208		KMBN209		KMBN210								
			Internal (50)	External(100)	Internal (50)	External(100)	Internal (50)	External(100)	Internal (50)	External(100)	Internal (50)	External(100)	Internal (50)	External(100)	Internal (50)	External(100)	Internal (25)	External(25)	Internal (25)	External(25)	Internal (25)	External(25)							
1	2202220700001	Abhishhek Kumar Sharma	33	59	35	40	35	52	33	31	32	41	33	48	33	33	17	9	22	19	16	19	0	NIL	289	351	640	53.33	PCP
2	2202220700002	Aditya Vikram Singh	32	35	31	30	31	45	31	31	31	45	38	51	32	53	18	10	22	18	21	18	0	NIL	287	336	623	51.92	PCP
3	2202220700004	Aman Yadav	30	23	30	37	30	10	30	16	30	14	30	8	30	0	15	6	17	17	17	17	11	KMBN103, KMBN104, KMBN151, KMBN152, KMBN201, KMBN203, KMBN204, KMBN205, KMBN206	259	148	407	33.92	FAIL
4	2202220700005	Amit Gautam	40	49	37	38	42	51	40	32	40	49	39	54	42	47	19	15	22	24	20	22	0	NIL	341	381	722	60.17	PCP
5	2202220700006	Anamika Yadav	34	56	35	74	34	60	39	35	36	61	35	54	34	67	17	19	21	21	18	21	0	NIL	303	468	771	64.25	PASS
6	2202220700007	Anand Kumar	40	30	40	50	41	47	40	30	40	46	41	56	41	68	19	16	22	23	23	22	0	NIL	347	388	735	61.25	PASS
7	2202220700008	Anjali Sahi	39	40	36	45	40	52	43	30	37	61	43	51	36	60	16	17	17	22	19	23	0	NIL	326	401	727	60.58	PASS
8	2202220700009	Anurag Singh	34	31	35	36	33	62	39	40	39	38	34	45	32	46	18	11	22	20	18	21	0	NIL	304	350	654	54.5	PCP
9	2202220700010	Amshika Rai	42	57	43	66	43	65	39	30	43	53	42	48	42	51	17	13	24	22	24	22	0	NIL	359	427	786	65.5	PASS
10	2202220700011	Anushi Manjhi	30	73	30	61	30	0	30	32	30	56	30	0	30	49	15	0	17	18	17	21	4	KMBN104, KMBN203, KMBN206, KMBN208	259	310	569	47.42	PCP
11	2202220700012	Ashish Kumar Gupta	32	11	32	45	31	30	31	26	31	35	30	43	31	24	16	9	21	18	18	18	2	KMBN104, KMBN201, KMBN203, KMBN207	273	259	532	44.33	PCP
12	2202220700013	Chandrika Bisht	45	43	44	66	44	70	43	55	44	56	48	68	45	71	23	17	25	24	21	25	0	NIL	382	495	877	73.08	PASS
13	2202220700014	Chesta Kaushik	50	50	49	73	49	59	50	57	49	60	43	75	49	57	24	15	25	25	24	25	0	NIL	412	496	908	75.67	PASS
14	2202220700015	Dhruv Sharma	31	51	38	32	31	40	31	30	32	17	35	62	32	30	16	10	21	18	18	18	3	KMBN103, KMBN105, KMBN205	285	308	593	49.42	PCP
15	2202220700016	Gurmeet Rathi	39	47	35	38	40	60	37	46	39	47	36	59	40	55	18	15	24	22	20	22	0	NIL	328	411	739	61.58	PWG
16	2202220700017	Jyoti Negi	39	53	41	54	38	53	37	58	37	47	37	45	38	66	18	10	22	20	18	20	0	NIL	325	426	751	62.58	PCP
17	2202220700018	Krishna Agarwal	34	13	36	51	34	31	33	18	33	40	30	37	30	47	15	4	19	24	19	20	5	KMBN102, KMBN104, KMBN201, KMBN204, KMBN208	283	285	568	47.33	PCP
18	2202220700019	Kumari Ekta	40	42	38	46	41	39	38	41	37	40	36	36	36	42	21	12	23	21	20	22	0	NIL	330	341	671	55.92	PWG
19	2202220700020	Kunal Kumar Singh	35	48	38	44	32	40	35	40	35	53	31	50	34	31	16	8	20	20	17	21	0	NIL	293	355	648	54	PCP
20	2202220700021	Madhur Sisodia	33	33	32	44	32	44	32	30	33	31	36	57	36	37	16	12	21	19	19	19	0	NIL	290	326	616	51.33	PASS
21	2202220700022	Manoj Kumar Yadav	32	20	32	58	31	40	31	36	31	36	39	59	31	64	15	12	21	19	19	18	0	NIL	282	362	644	53.67	PWG
22	2202220700023	Md Saqib Saqui	40	30	41	46	47	38	39	48	40	48	46	36	41	46	18	14	24	22	23	23	0	NIL	359	351	710	59.17	PASS
23	2202220700024	Nishu Raj	39	30	41	61	39	51	40	63	39	52	38	66	41	55	16	14	23	21	18	22	0	NIL	334	435	769	64.08	PASS
24	2202220700025	Prince Kumar Golden	30	44	30	23	30	49	30	30	30	31	30	46	30	0	15	10	17	16	17	16	3	KMBN104, KMBN202, KMBN207	259	265	524	43.67	PCP
25	2202220700026	Rabi Singh	31	22	31	43	31	58	31	30	31	47	32	48	30	60	15	12	20	18	17	17	2	KMBN104, KMBN201	269	355	624	52	PCP
26	2202220700027	Rajni Maurya	31	36	31	41	31	53	31	59	31	48	30	65	31	72	16	18	20	17	17	18	0	NIL	269	427	696	58	PASS

(Handwritten Signature)


HOD - MBA
ITS Engineering College

27	2202220700028	Rashmi Gand	32	57	34	69	32	48	34	61	33	46	36	73	32	57	19	13	21	22	18	23	0	NIL	291	469	760	63.33	PASS
28	2202220700029	Rishabh Pal	34	35	33	61	32	49	34	57	34	46	33	55	33	62	16	11	21	20	18	21	0	NIL	288	417	705	58.75	PWG
29	2202220700030	Sachin Kumar	44	43	45	30	47	35	44	56	41	37	45	69	43	62	20	12	24	23	23	23	0	NIL	376	390	766	63.83	PASS
30	2202220700031	Satish Kumar Singh	31	44	31	35	31	39	32	30	31	40	30	30	31	52	17	11	21	20	17	20	0	NIL	272	321	593	49.42	PCP
31	2202220700032	Shikhar Rai	30	65	30	53	30	61	30	40	30	58	30	57	30	52	15	19	17	17	17	17	0	NIL	350	427	777	64.75	PWG
32	2202220700033	Shivanga Sharma	39	46	40	65	39	35	39	64	39	35	44	57	41	71	20	11	25	23	24	20	0	NIL	370	440	810	67.5	PASS
33	2202220700034	Simmy Singh	43	50	44	53	45	43	43	64	43	43	44	57	38	71	21	12	25	23	24	24	0	NIL	403	494	897	74.75	PWG
34	2202220700035	Sudipta Shrivastava	47	59	49	70	49	75	45	60	45	54	49	38	48	74	23	17	24	23	24	24	0	NIL	343	407	750	62.5	PASS
35	2202220700037	Supriya Anand	42	53	40	41	43	49	41	44	39	48	36	52	38	65	19	12	25	23	20	20	0	NIL	343	407	750	62.5	PASS
36	2202220700038	Vishal Singh	40	33	39	44	42	44	40	35	41	36	42	50	39	65	17	13	24	19	23	18	1	KMBN103, KMBN104, KMBN204	347	347	694	57.83	PCP
37	2202220700039	Vishesh Kumar Singh	43	62	42	57	43	45	40	52	41	51	42	35	43	44	19	14	24	22	23	23	0	NIL	360	405	765	63.75	PASS

	KMBN201	KMBN202	KMBN203	KMBN204	KMBN205	KMBN206	KMBN207	KMBN208	KMBN251	KMBN252											
Average Marks	36.76	42.51	36.97	49.19	37.11	46.54	36.62	41.27	36.41	44.49	37.11	49.73	36.30	51.51	17.70	12.24	21.70	20.62	19.70	20.62	
Percentage Range	≥80	13	0	13	0	15	0	12	0	11	0	12	0	12	0	7	0	31	24	16	25
	70-80	6	1	11	3	4	2	9	0	10	0	12	2	7	5	10	3	1	9	12	8
	60-70	18	2	13	7	18	5	16	5	16	3	13	5	18	10	20	7	5	4	9	4
	50-60	0	10	0	7	0	8	0	7	0	8	0	15	0	8	0	6	0	0	0	0
	40-50	0	10	0	11	0	13	0	7	0	7	0	16	0	7	0	15	0	0	0	0
	30-40	0	9	0	8	0	7	0	7	0	16	0	7	0	7	0	3	0	0	0	0
No. of Fail Students	0	5	0	1	0	2	0	4	0	2	0	2	0	3	0	3	0	3	0	0	0
Pass %	100.00	80.00	100.00	96.00	100.00	92.00	100.00	84.00	100.00	92.00	100.00	92.00	100.00	88.00	100.00	88.00	100.00	100.00	100.00	100.00	
Grand Total Pass (%)	78.38																				

Grand Total Percentage Range	No. of Students
≥80	0
75-80	1
70-75	2
65-70	2
60-65	12
<60	20

Code	Course Name	Instructor
KMBN201	BUSINESS ENVIRONMENT & LEGAL ASPECT OF BUSINESS	Prof. Sana Vakeel
KMBN202	HUMAN RESOURCE MANAGEMENT	Dr. Akhilesh Kumar Misra
KMBN203	BUSINESS RESEARCH METHODS	Prof. Sana Vakeel
KMBN204	FINANCIAL MANAGEMENT & CORPORATE FINANCE	Prof. Pratik Dwivedi
KMBN205	OPERATIONS MANAGEMENT	Prof. Pratik Dwivedi
KMBN206	QUANTITATIVE TECHNIQUES FOR MANAGERS	Mr. Vindhyachal
KMBN207	DIGITAL MARKETING & E-COMMERCE	Prof. Rashmi Kaushik
KMBN208	MANAGEMENT INFORMATION SYSTEMS	Prof. Rashmi Kaushik
KMBN251	IT SKILLS LAB-2	Prof. Abhishek
KMBN252	MINI PROJECT -2	Prof. Shalu Tyagi


HOD - MBA
ITS Engineering College

S.No	Roll No.	Name	KMBN301		KMBN302		KVE301		KMBNMK01		KMBNMK02		KMBNHR01		KMBNHR02		KMBNFM01		KMBNFM02		KMBNIB01		KMBNIB02		KMBN308		Total	III sem
			Strategic Management		Innovation And Entrepreneurship		Universal Human Values and Professional Ethics		CONSUMER BEHAVIOUR AND MARKETING COMMUNICATION		MARKETING ANALYTICS		TALENT MANAGEMENT		EMPLOYEE RELATIONS AND LABOUR LAWS		INVESTMENT ANALYSIS AND PORTFOLIO MANAGEMENT		FINANCIAL PLANNING AND TAX MANAGEMENT		International Business Management		Export Import Documentation		Summer Training Project Report & Viva Voce			
			Int	Ext	Int	Ext	Int	Ext	Int	Ext	Int	Ext	Int	Ext	Int	Ext	Int	Ext	Int	Ext	Int	Ext	Int	Ext	Int	Ext		
1	2102220700001	Abhilasha Tiwari	46	47	42	62	39	62					45	67	53	55	45	44	48	49					49	94	847	
2	2102220700002	Ajendra Singh	34	30	34	37	30	46	35	47	35	45									37	52	38	49	40	86	675	
3	2102220700010	Alisha Zaidi	39	51	38	51	34	53	40	60	35	66	36	60	38	52									39	75	767	
4	2102220700004	Gitanjali Gupta	43	49	42	50	40	60	35	52	42	39	48	65	44	30									42	92	773	
5	2102220700005	Gurpreet Singh	36	62	43	48	42	57	38	43	41	48	40	63	35	39									39	82	756	
6	2102220700006	Hardik Sharma	45	45	41	57	38	57	48	74	43	36	45	47	43	59									46	92	816	
7	2102220700007	Harpreet Singh	34	65	38	66	31	61	34	23	34	56	35	71	35	50									38	84	755	
8	2102220700008	Himanshu Kumar	43	45	43	46	43	42	38	47	43	61									48	53	48	47	41	85	773	
9	2102220700011	Kushagra Pandey	37	54	37	58	32	49	36	58	36	57	38	72	38	57									41	92	792	
10	2102220700012	Murli Singh	34	48	34	47	35	56	35	48	35	45	37	63	35	35									41	90	718	
11	2102220700013	Neeeraj Sharma	43	58	42	71	46	38	41	56	44	53					46	43	48	44					45	91	809	
12	2102220700014	Nikhil Saini	39	34	37	34	35	30	40	34	36	30	39	50	38	22									39	90	627	
13	2102220700016	Prakhar Singh	39	59	36	47	32	60	38	41	36	49	37	53	36	42									39	90	734	
14	2102220700017	Priya Jha	44	58	42	61	43	40	42	45	38	45	41	65	41	60									41	91	797	
15	2102220700020	Rishabh Kumar Yadav	45	54	47	55	48	65	44	54	47	52	44	63	40	66									37	88	849	
15	2102220700019	Rishabh Singh	40	58	40	58	38	64	37	56	37	54	38	56	37	61									39	87	800	
17	2102220700021	Sabiha Shahana	43	49	42	52	41	70	44	50	39	52	40	58	40	65									42	90	817	

HOD - MBA


ITS Engineering College

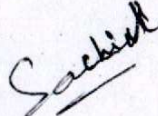
Excellence

18	2102220700022	Shilpi Kumari	46	53	46	58	48	31					46	64	46	63	43	40	45	50					40	89	808
19	2102220700023	Shiv Shakar Pandey	30	30	33	39	30	40	34	35	34	44	32	50	30	31									35	74	601
20	2102220700024	Shreyath Sharma	30	34	33	47	30	48	35	56	35	35					32	41	32	35					36	75	634
21	2102220700026	Vishal Singh	38	57	39	57	34	60	36	51	38	51									39	55	35	50	40	82	762
22	2102220700027	Wasim Akram Siddiqui	30	46	31	30	30	40	34	16	34	41	32	30	30	63									35	74	596

Average Marks		KMBN301		KMBN302		KVE301		KMBNMK01		KMBNMK02		KMBNHR01		KMBNHR02		KMBNFM01		KMBNFM02		KMBNIB01		KMBNIB02		KMBN308	
		39.00	49.36	39.09	51.41	37.23	51.32	38.20	47.30	38.10	47.95	39.59	58.65	38.76	50.00	41.50	42.00	43.25	44.50	41.33	53.33	40.33	48.67	40.18	86.05
Percent age Range	80	10	0	11	0	8	0	7	0	6	0	8	0	7	0	3	0	3	0	1	0	1	0	12	18
	70-80	6	0	6	1	5	1	10	1	11	0	7	2	8	0	0	0	0	0	2	0	2	0	10	4
	60-70	6	2	5	3	9	7	3	1	3	2	2	8	2	6	1	0	1	0	0	0	0	0	0	0
	50-60	0	9	0	9	0	4	0	8	0	7	0	5	0	5	0	0	0	1	0	3	0	1	0	0
	40-50	0	7	0	5	0	7	0	6	0	7	0	1	0	1	0	4	0	2	0	0	0	2	0	0
	30-40	0	4	0	4	0	3	0	2	0	4	0	1	0	4	0	0	0	1	0	0	0	0	0	0
	No. of Fail Students	0	0	0	0	0	0	0	2	0	0	0	0	0	1	0	0	0	0	0	0	0	0	0	0
Pass %	100.00	100.00	100.00	100.00	100.00	100.00	100.00	90.00	100.00	100.00	100.00	100.00	100.00	94.12	100.00	100.00	100.00	100.00	100.00	100.00	100.00	100.00	100.00	100.00	

Subject Name	Subject Code	Name of Faculty
Strategic Management	KMB N301	Prof. Pratik Dwivedi
Innovation and Entrepreneurship	KMB N302	Prof. Shalu Tyagi
Human values and Ethics	KMB N 303	Prof. Prabhakar
Summer training project report and viva voce	KMB N308	Prof. Pratik Dwivedi
Talent Management	KMB NHR 01	Prof. Shalu Tyagi
Employees relations and labour laws	KMB NHR 02	Prof. Shalu Tyagi
Consumer behaviour and marketing communications	KMB NMK 01	Prof. Rashmi Kaushik
Marketing Analytics	KMB NMK 02	Prof. Rashmi Kaushik
Investment analysis and Portfolio management	KMB NFM 01	Prof. Pratik Dwivedi
Financial planning and Tax management	KMB NFM 02	Prof. Pratik Dwivedi
International Business Management	KMBNIB01	Prof. Rashmi Kaushik
Export Import Documentation	KMBNIB02	Prof. Sana Vakeel


HOD - MBA
ITS Engineering College


Sachin

I.T.S ENGINEERING COLLEGE
2nd year, Batch 2021-23 & 2022-24, Branch - MBA

SL.N O	Roll No.	STUDENT NAME	FATHER'S NAME	Section	DOB	4th Sem																4th sem mrk	MM	%	SGPA	4th Sem Result Status	COP	Final CGPA	Degree Status
						Internal								External															
						KMBN 401	KMBN FM03	KMBN FM04	KMBN FM05	KMBN HR03	KMBN HR04	KMBN HR05	KMBN 408	KMBN 401	KMBN FM03	KMBN FM04	KMBN FM05	KMBN HR03	KMBN HR04	KMBN HR05	KMBN 408								
1	2102220700001	Abhilasha Tiwari	Pradeep Kumar Tiwari	A	10-Jan-2000	37	36	37	37	32	32	32	45	48	54	55	52	52	68	46	76	739	1200	61.58	6.84	Pass		7.3	I-DIV
2	2102220700002	Ajendra Singh	Amar Singh Pal	A	10-Jun-1998	36	42	42	42	33	33	33	43	31	46	48	30	51	34	41	75	660	1200	55.00	5.72	Pass		0	NOT AWARDED
3	2102220700003	Akash Sheoran	Surendra Shoran	A	22-Aug-1998																	0	1200	0.00		-	Not appeared	-	-
5	2102220700004	Gitanjali Gupta	Hareram Gupta	A	5-Oct-2000	35	36	32	32	37	43	33	43	36	57	50	45	37	50	39	70	675	1200	56.25	6.2	Pass		0	NOT AWARDED
6	2102220700005	Gurpreet Singh	Sudesh Malla	A	7-Feb-2000	35	32	32	32	33	33	33	42	54	49	50	47	31	47	30	72	652	1200	54.33	5.84	Pass		6.28	II-DIV
7	2102220700006	Hardik Sharma	Kishan Sharma	A	19-Oct-2000	36	32	32	32	33	33	33	42	54	53	61	60	74	62	55	75	767	1200	63.92	7.04	Pass		0	NOT AWARDED
8	2102220700007	Harpreet Singh	Birender Singh	A	30-Nov-1999	34	32	32	32	33	33	33	41	54	56	68	60	74	71	54	72	779	1200	64.92	6.92	PWG		0	NOT AWARDED
9	2102220700008	Himanshu Kumar	Ravi Kumar	A	5-Mar-2001	36	36	35	35	33	33	33	41	56	38	46	61	61	63	44	62	713	1200	59.42	6.52	Pass		6.69	I-DIV
4	2102220700010	Alisha Zaidi	Shehnaz Haider	A	17-Aug-1997																	0	1200	0.00		Pass	Result not declared		
10	2102220700011	Kushagra Pandey	Kamlesh Prasad Pandey	A	24-Aug-2002	36	32	32	32	33	33	33	44	50	57	56	49	56	64	42	75	724	1200	60.33	6.44	Pass		7.48	I-DIV
11	2102220700012	Murli Singh	Surya Bux Singh	A	5-Jan-2002	46	38	33	36	40	42	38	40	51	49	52	39	45	74	48	80	751	1200	62.58	6.84	Pass		6.7	I-DIV
12	2102220700013	Neeraj Sharma	Trilok Chand Sharma	A	14-Mar-2001	47	45	46	45	37	39	38	43	49	53	60	35	52	52	44	78	763	1200	63.58	7.08	Pass		7.06	I-DIV
13	2102220700014	Nikhil Saini	Tejpal Singh Saini	A	26-Feb-2000	44	35	35	34	37	40	37	42	30	36	34	22	30	30	30	76	592	1200	49.33	4.64	CP(1)	KMBNHR0	0	NOT AWARDED
14	2102220700016	Prakhar Singh	Vivek Singh	A	29-Sep-2000	36	32	32	32	33	33	33	39	37	57	38	21	37	33	39	62	594	1200	49.50	4.72	PWG		6.01	II-DIV
15	2102220700017	Priya Jha	Shashang Shekhar Jha	A	2-Dec-1999	47	39	39	37	42	40	40	44	44	59	51	60	60	61	48	75	786	1200	65.50	7.04	Pass		6.99	I-DIV
16	2102220700020	Rishabh Kumar Tyagi	Mukesh Kumar Tyagi	A	25-Jul-2000	50	36	44	44	45	45	43	45	64	50	58	40	56	67	56	75	818	1200	68.17	7.32	Pass		7.16	I-DIV
17	2102220700019	Rishabh Singh	Arun Kumar Singh	A	21-Sep-2000	44	39	32	38	39	37	38	42	56	58	45	34	55	59	48	78	742	1200	61.83	6.84	Pass		7	I-DIV
18	2102220700021	Sabiha Shahana	Zia Naim	A	27-Jun-2001	36	32	32	32	32	32	32	41	71	57	65	41	63	65	57	70	758	1200	63.17	6.8	Pass		6.81	I-DIV
19	2102220700022	Shilpi Kumari	Mithlesh Prasad	A	10-Oct-2000	50	48	48	48	42	41	42	40	75	54	64	33	58	58	62	76	839	1200	69.92	7.4	Pass		0	NOT AWARDED
20	2102220700023	Shiv Shakar Pandey	Rajesh Kumar Pandey	A	5-Dec-1998	34	32	32	32	32	32	32	38	50	39	48	45	31	50	37	62	626	1200	52.17	5.68	Pass		5.77	II-DIV
21	2102220700024	Shreysh Sharma	Rajesh Sharma	A	10-Jun-2001	35	32	32	33	32	32	32	40	55	36	47	40	38	38	23	62	607	1200	50.58	5.08	PWG		0	NOT AWARDED
22	2102220700026	Vishal Singh	Binod Singh	A	21-May-2000	35	35	35	36	32	32	32	41	52	69	42	41	43	51	52	63	691	1200	57.58	6.28	Pass		6.64	I-DIV
23	2102220700027	Wasim Akram Siddiqui	Asif Ali	A	22-Feb-1999	34	32	32	32	32	32	32	38	24	56	61	37	34	30	31	62	599	1200	49.92	4.72	PCP-A & CP(1)	KMBN401	0	NOT AWARDED

HOD - MBA
ITS Engineering College

S.No	Roll No	Student Name	MARKS OBTAINED: SUBJECT CODE																				No. of CP	SUBJECT CODE (CARRY OVER)	Total Internal (375)	Total External (575)	Grand Total 950	Percent %	Status of Result PASS/PCP/INCOMPLETE/UFM
			KOE035		KAS301		KME301		KME302		KME303		KNC301 (NC)		KME351		KME352		KME353		KME354								
			Internal (50)	External (100)	Internal (50)	External (100)	Internal (50)	External (100)	Internal (50)	External (100)	Internal (50)	External (100)	Internal (25)	External (50)	Internal (25)	External (25)	Internal (25)	External (25)	Internal (25)	External (25)	Internal (25)	External (50)							
1	2102220400001	Abhay Pratap Singh	42	44	43	34	40	4	40	24	40	23	20	18	22	21	21	22	21	20	40	3	KME301, KME302, KME303	309	192	501	52.74	PCP	
2	2102220400004	Guru Pratap Singh	40	38	41	49	39	8	37	26	39	20	20	28	20	21	20	17	21	18	40	3	KME301, KME302, KME303	297	197	494	52.00	PCP	
3	2102220400005	Harsh Kumar Prajapati	43	23	46	43	44	17	42	35	43	20	18	18	23	22	23	21	23	21	45	3	KOE035, KME301, KME303	332	202	534	56.21	PCP	
4	2102220400006	HARSHIT SHARMA	40	33	47	39	44	11	40		43	33	22	15	23	23	23	21	23	22	45	2	KME301, KME302	328	182	510	53.68	PCP	
5	2102220400007	Md Adil	37	51	39	55	39	1	39	40	40	19	22	32	21	22	22	19	23	21	38	2	KME301, KME303	298	228	526	55.37	PCP	
6	2102220400008	Md Ismail	33	50	36	62	34	13	35	32	35	20	19	34	19	17	19	16	19	16	35	2	KME301, KME303	265	226	491	51.68	PCP	
7	2102220400011	Nitin Sharma	43	48	44	63	41	22	38	35	41	42	17	31	21	20	21	21	21	20	40	1	KME301	310	271	581	61.16	PCP	
8	2102220400013	Sachin Sharma	49	53	48	61	49	38	49	30	49	38	24	6	24	23	24	24	24	23	45	0		361	290	651	68.53	PASS	
9	2202220409001	Abhishek Paswan	34	23	39	45	33	14	34	30	33	21	17	11	19	17	19	16	19	16	35	3	KOE035, KME301, KME303	265	182	447	47.05	PCP	
10	2202220409002	Himanshu Kumar	38	40	43	40	35	0	37	35	38	37	20	18	21	20	22	21	21	18	38	1	KME301	293	211	504	53.05	PCP	
11	2202220409003	Md Sameer Ibrar	43	33	46	52	37	32	35	40	35	38	17	18	20	19	20	16	20	16	36	0		292	246	538	56.63	PASS	
12	2202220409004	Nikhil Nagar	33	34	35	15	33	30	35	0	33	8	19	2	19	17	19	17	19	16	35	2	KAS301, KME302, KME303	261	137	398	41.89	PCP	
13	2202220409005	Prashant Pardey	44	45	45	64	46	50	43	33	45	36	23	19	23	21	23	22	22	20	42	0		333	291	624	65.68	PASS	
14	2202220409006	Rohil Khan	31	13	31	57	31	19	31	20	31	34	15	20	18	16	18	16	18	16	35	3	KOE035, KME301, KME302	244	191	435	45.79	PCP	
15	2202220409007	Shivam Pandey	40	11	42	40	37	1	39	14	39	30	20	9	22	20	22	20	23	20	45	3	KOE035, KME301, KME302	309	156	465	48.95	PCP	

	KOE035	KAS301	KME301	KME302	KME303	KNC301 (NC)	KME351	KME352	KME353	KME354										
Average Marks	39.33	35.93	41.67	47.93	38.80	17.33	38.27	26.27	38.93	27.93	19.53	18.60	21.00	19.93	21.07	19.27	21.13	18.87	39.60	
Percentage Range	≥80	9	0	10	0	6	0	5	0	7	0	8	0	11	10	11	8	11	8	8
	70-80	2	0	4	0	5	0	8	0	5	0	3	0	4	1	4	1	4	2	7
	60-70	4	0	1	4	4	0	2	0	3	0	4	3	0	4	0	6	0	5	0
	50-60	0	3	0	3	0	1	0	0	0	0	0	1	0	0	0	0	0	0	0
	40-50	0	4	0	5	0	0	0	2	0	1	0	1	0	0	0	0	0	0	0
	30-40	0	4	0	2	0	3	0	7	0	7	0	6	0	0	0	0	0	0	0
No. of Fail Students	0	4	0	1	0	11	0	5	0	7	0	2	0	0	0	0	0	0	0	0
Pass %	100.00	73.33	100.00	93.33	100.00	26.67	100.00	66.67	100.00	53.33	100.00	86.67	100.00	100.00	100.00	100.00	100.00	100.00	100.00	
Grand Total Pass %	20.00																			

Grand Total Percentage Range	No. of Students
≥80	0
75-80	0
70-75	0
65-70	2
60-65	1
<60	12

KOE036	Mr. Aditya Dayal Tyagi	Data Structure & Algorithm
KAS301	Mr. Abhishek Rai	Technical Communication
KME30	Mr. Rohan Srivastava	Thermodynamics
KME30	Mr. Amit Kumar Gupta	Fluid Mechanics & Fluid Machines
KME30	Ms. Neha Gupta	Materials Engineering
KNC301	Ms. Nisha Vashisth	Computer System Security (CSS)
KME351	Mr. Amit Kumar Gupta	Fluid Mechanics Lab
KME352	Ms. Neha Gupta	Material Testing Lab
KME353	Mr. Chetan Dixit & Ms. Neha Gupta	Computer Aided Machine Drawing-I Lab (MDR-I Lab)
KME354	Mr. Rohan Srivastava	Mini Project or Internship Assessment

Dayan
Director
ITS Engineering College
Greater Noida

Sit
Head of Department
MECHANICAL ENGINEERING

S.No	Roll No	Student Name	MARKS OBTAINED: SUBJECT CODE																		No. of CP	SUBJECT CODE (CARRY OVER)	Total Int(375)	Total Ext(575)	Grand Total 950	SGPA	Percent %	Status of Result		
			KME501		KME502		KME503		KME051		KME055		KME551		KME552		KME553		KME554										KNC501	
			Int(50)	Ext(100)	Int(50)	Ext(100)	Int(50)	Ext(100)	Int(50)	Ext(100)	Int(50)	Ext(100)	Int(50)	Ext(100)	Int(50)	Ext(100)	Int(50)	Ext(100)	Int(50)	Ext(100)									Int(50)	Ext(100)
1	2002220400001	Abhishek Sharma	43	62	46	46	43	50	44	58	45	47	22	22	24	23	24	22	46	22	30	0		337	330	667	7.68	70.21	PASS	
2	2002220400002	Adarsh Kumar Mishra	44	58	44	32	46	43	45	54	45	64	22	24	24	23	23	22	46	22	20	0		339	320	659	7.32	69.37	PASS	
3	2002220400004	Deepanjan	49	65	49	67	49	47	49	58	49	70	24	25	25	25	25	25	48	24	37	0		367	382	749	8.18	78.84	PASS	
4	2002220400005	Konika Thakur	44	69	45	31	44	54	46	66	43	55	22	24	23	23	23	23	45	21	33	0		335	345	680	7.68	71.58	PASS	
5	2002220400006	Md Aamir Raza	40	45	42	43	40	38	41	54	41	61	20	21	21	22	22	21	40	20	23	0		307	305	612	6.82	64.42	PASS	
6	2002220400007	Rakesh Kumar Chauhan	45	42	45	33	45	39	48	40	44	39	24	20	23	22	23	23	44	22	19	0		341	258	599	6.64	63.05	PASS	
7	2102220409001	Abdul Hasib	40	26	40	16	40	30	40	45	40	37	20	20	21	22	21	23	44	19	23	2	KME501, KME502	306	219	525	4.18	55.26	P.C.P	
8	2102220409003	Shlahb Kumar Kapil	41	24	41	30	41	35	42	48	41	40	22	22	22	21	22	21	44	20	15	1	KME501	316	241	557	5.41	58.63	PCP	
9	2102220409004	Suraj Kumar	41	39	44	31	42	32	43	40	43	45	22	22	24	23	24	21	46	21	15	0		329	253	582	6.5	61.26	PASS	

	KME501	KME502	KME503	KME051	KME055	KME551	KME552	KME553	KME554	KNC501										
Average Marks(50)/(100)	43.00	47.78	44.00	36.56	43.33	40.89	44.22	51.44	43.44	50.89	22.00	22.22	23.00	22.67	23.00	22.33	44.78	21.22	23.89	
Percentage Range	≥80	9	0	9	0	9	0	9	0	9	0	9	9	9	9	9	9	9	8	6
	70-80	0	0	0	0	0	0	0	0	1	0	0	0	0	0	0	0	0	1	1
	60-70	0	3	0	1	0	0	1	0	2	0	0	0	0	0	0	0	0	0	0
	50-60	0	1	0	0	0	2	0	4	0	1	0	0	0	0	0	0	0	0	0
	40-50	0	2	0	2	0	2	0	4	0	3	0	0	0	0	0	0	0	0	0
	30-40	0	1	0	5	0	5	0	0	0	2	0	0	0	0	0	0	0	0	0
No. of Fail Students	0	2	0	1	0	0	0	0	0	0	0	0	0	0	0	0	0	0	0	0
Pass %	100.00	77.78	100.00	88.89	100.00	100.00	100.00	100.00	100.00	100.00	100.00	100.00	100.00	100.00	100.00	100.00	100.00	100.00	100.00	
Grand Total Pass %	77.78																			

Grand Total Percentage Range	No. of Students
≥80	0
75-80	1
70-75	2
65-70	1
60-65	3
<60	2

KME501	Mr. Bhupesh Ojha	Heat and Mass Transfer
KME502	Dr. Sanjay Yadav	Strength of Materials
KME503	Mr. Brijesh Kumar	Industrial Engineering
KME051	Ms. Neha Gupta	Computer Integrated Manufacturing
KME055	Mr. Chetan Dixit	Advance Welding
KME551	Mr. Bhupesh Ojha	Heat Transfer Lab
KME552	Mr. Mayank Raj	Python Lab
KME553	Ms. Pragati Tripathi	Internet of Things Lab
KME554	Mr. Chetan Dixit	Mini Project or Internship Assessment
KNC501	Mr. Rakesh Garg	CONSTITUTION OF INDIA, LAW AND

N. Jayan
Director
ITS Engineering College
Greater Noida

SAT
Head of Department
MECHANICAL ENGINEERING

S.No	Roll No	Student Name	MARKS OBTAINED: SUBJECT CODE												No. of CP	SUBJECT CODE (CARRY OVER)	Total	Total	Grand Total	Percent	SGPA	Status of Result
			KHU702		KME071		KME073		KOE074		KME751		KME752	KME753			Int(425)	Ext(425)	850	%		PASS/PCP /INCOMPLETE/UF -M
			Int(50)	Ext(100)	Int(50)	Ext(100)	Int(50)	Ext(100)	Int(50)	Ext(100)	Int(50)	Ext(100)	Int(50)	Int(150)								
1	1902220400001	AAKASH	41	58	44	35	42	57	42	60	21	19	44	125	0		359	229	588	69.18	7.50	PASS
2	1902220400002	ABHIMANYU RAJPUT	40	26	40	30	40	30	40	24	22	22	46	100	2	KHU702, KOE074	328	132	460	54.12	4.28	PCP
3	1902220400003	ABHISHEK PAL	41	46	42	36	41	32	41	43	21	20	44	130	0		360	177	537	63.18	6.83	PASS
4	1902220400005	ALOK KUMAR	41	48	41	34	41	70	41	60	20	18	40	110	0		334	230	564	66.35	7.22	PASS
5	1902220400006	ANURAG SINGH	45	45	45	62	42	40	45	58	21	22	42	130	0		370	227	597	70.24	7.67	PASS
6	1902220400007	ASHIRVAD PAL	49	77	49	61	47	66	49	62	24	24	49	130	0		397	290	687	80.82	8.61	PASS
7	1902220400008	ASHUTOSH YADAV	43	46	42	47	42	61	43	58	22	22	42	110	0		344	234	578	68.00	7.11	PASS
8	1902220400009	BHUVAN KUMAR LODHI	42	40	42	40	41	44	42	51	21	20	40	125	0		353	195	548	64.47	7.17	PASS
9	1902220400011	CHANDAN SHARMA	47	52	47	53	46	68	48	47	22	23	46	110	0		366	243	609	71.65	7.72	PASS
10	1902220400012	HARSH CHAURASIA	47	21	47	14	49	74	47	30	23	20	47	125	2	KHU702, KME071	385	159	544	64.00	5.56	PCP
11	1902220400013	JAIBEER	41	47	41	41	41	39	43	38	23	22	44	120	0		353	187	540	63.53	7.06	PASS
12	1902220400015	JUNED KHAN	41	42	42	67	41	60	41	46	22	22	45	120	0		352	237	589	69.29	7.56	PASS
13	1902220400016	KARN RAJPUT	40	59	41	44	40	52	41	47	22	22	46	100	0		330	224	554	65.18	6.94	PASS
14	1902220400018	KRITESH MISHRA	41	30	42	41	41	51	42	48	21	21	42	125	0		354	191	545	64.12	7.12	PASS
15	1902220400019	LAKSHAY YADAV	40	42	40	33	40	40	40	41	19	19	35	110	0		324	175	499	58.71	6.50	PASS
16	1902220400020	MANZAR IQBAL	40	37	41	30	40	30	40	36	19	15	35	110	0		325	148	473	55.65	6.28	PASS
17	1902220400021	MAYANK TOMAR	45	31	42	30	43	50	45	35	21	20	40	120	0		356	166	522	61.41	7.00	PASS
18	1902220400022	MD NAWAZ KARIM KHAN	40	41	40	36	40	55	41	43	21	20	42	120	0		344	195	539	63.41	7.17	PASS
19	1902220400023	MOHAMMAD ARIZ	40	41	40	33	41	53	41	30	22	22	46	120	0		350	179	529	62.24	6.89	PASS
20	1902220400024	MOHD AMMAR KHAN	47	71	47	59	45	74	48	61	24	22	49	110	0		370	287	657	77.29	8.22	PASS
21	1902220400025	MOHD WASEEM	43	44	44	32	42	54	45	48	24	22	48	130	0		376	200	576	67.76	7.44	PASS
22	1902220400026	MUNISH SINGH	40	50	40	30	40	45	41	59	21	15	43	125	0		350	199	549	64.59	7.11	PASS
23	1902220400027	NIDHI SHARMA	46	45	46	56	44	70	48	44	22	24	43	135	0		384	239	623	73.29	8.11	PASS
24	1902220400028	PRADUMAN KUMAR	42	38	43	43	42	55	45	56	23	22	43	110	0		348	214	562	66.12	7.17	PASS
25	1902220400029	PRASOON SINGH	41	69	41	40	41	52	42	75	23	22	43	120	0		351	258	609	71.65	7.89	PASS
26	1902220400030	PRIYANSHU GUPTA	43	71	45	53	42	70	47	52	23	21	46	125	0		371	267	638	75.06	8.06	PASS
27	1902220400032	RAJKUMAR SHUKLA	43	62	45	54	45	53	45	50	22	21	43	135	0		378	240	618	72.71	8.06	PASS
28	1902220400033	SHIVENDRA KUMAR SINGH	44	71	42	30	41	40	44	43	22	20	43	130	0		366	240	606	67.06	7.17	PASS
29	1902220400034	SOHAIB AHMAD	40	42	40	40	40	57	40	30	21	15	41	115	0		337	184	521	61.29	6.72	PASS
30	1902220400036	SURAJ VISHVAKARMA	43	77	44	51	41	61	44	62	21	22	41	120	0		354	273	627	73.76	8.17	PASS
31	1902220400037	UBAID ZAHOOOR AHANGER	40	35	40	37	40	45	40	38	19	15	41	115	0		335	170	505	59.41	6.67	PASS
32	1902220400038	VINIT YADAV	42	69	43	25	42	49	43	48	21	21	38	125	1	KME071	354	211	565	66.47	6.61	PCP
33	1902220400040	VIPIN M.S	40	14	40	30	40	38	40	30	20	20	45	115	2	KHU702, KME751	340	112	452	53.18	5.00	PCP
34	1902220400041	VIPIN KUMAR	41	30	42	30	41	74	42	38	21	21	42	125	0		346	192	538	63.29	6.94	PASS
35	1902220400042	YASH BHARDWAJ	42	44	42	39	42	46	44	55	21	21	42	125	0		358	215	573	67.41	7.33	PASS
36	2002220409001	Aniket Kumar	48	32	47	48	43	57	47	68	23	21	44	110	0		362	226	588	69.18	7.44	PASS
37	2002220409002	Jayant Singh Rajput	41	28	41	54	40	51	41	32	22	22	43	130	1	KHU702	358	187	545	64.12	6.17	PCP
38	2002220409003	Sachin Singh	40	59	40	30	40	59	40	37	21	22	42	110	0		333	207	540	63.53	6.94	PASS
39	2002220409004	Tushar Pal	44	30	43	25	43	52	44	40	22	19	44	125	1	KME071	365	166	531	62.47	6.00	PCP

	KHU702		KME071		KME073		KOE074		KME751		KME752	KME753
Average Marks	42.41	46.41	42.64	40.33	41.85	53.18	43.13	47.00	21.59	19.97	42.87	119.87
Percentage Range												
≥80	39	0	39	0	39	0	39	0	36	30	39	39
70-80	0	5	0	0	0	6	0	1	3	4	0	0
60-70	0	3	0	3	0	5	0	7	0	4	0	0
50-60	0	5	0	7	0	15	0	7	0	0	0	0
40-50	0	14	0	9	0	8	0	12	0	0	0	0
30-40	0	8	0	17	0	5	0	11	0	0	0	0
No. of Fail Students	0	4	0	3	0	0	0	1	0	0	0	0
Pass %	100.00	89.74	100.00	92.31	100.00	100.00	100.00	97.44	100.00	100.00	100.00	100.00
Grand Total Pass %	84.62											

Grand Total Percentage Range	No. of Students
≥80	1
75-80	2
70-75	6
65-70	11
60-65	14
<60	5

KHU702	Mr. Chetan Dixit	Project Management and Entrepreneurship (PME)
KME071	Mr. Chetan Dixit	Additive Manufacturing (AM)
KME073	Mr. Brijesh Kumar	Mathematical modelling of manufacturing processes
KOE074	Mr. Rohan Srivastava	Renewable energy resources (RER)
KME751	Ms. Neha Gupta	Measurement and Metrology Lab (MM Lab)
KME752	Ms. Neha Gupta	Mini Project or Internship Assessment
KME753	Mr. Brijesh Kumar	Project

[Signature]
Head of Department
MECHANICAL ENGINEERING

[Signature]
Director
ITS Engineering College
Greater Noida

IIIrd SEMESTER																
S. No.	Subject Name	Subject Code	Faculty Name	Section	Pass %	Average Marks	Pass %	Average Marks	Pass %	Average Marks	Pass %	Average Marks	Pass %	Average Marks	Pass %	Average Marks
					TARGET, 2022-23		LAST 3 YEARS AVERAGE		2022-23		2021-22		2020-21		2019-20	
1	Data Structure and Algorithm	KOE035	Mr. Aditya Dayal Tyagi	A	95.00	50.00	NA	NA	73.33	35.93	100.00	47.00	NA	NA	NA	NA
2	Fluid Mechanics	KME302	Dr. Harsh Gupta	A	75.00	40.00	64.17	36.43	66.67	26.27	66.67	37.78	61.90	35.00	63.93	36.50
3	Material Science	KME303	Ms. Neha Gupta	A	90.00	45.00	87.21	42.45	53.33	27.93	88.89	44.11	80.95	38.90	91.80	44.34
4	Technical Communication	KAS301	Mr. Abhishek Rai	A	100.00	50.00	95.75	49.24	93.33	47.93	88.89	53.33	100.00	47.10	98.36	47.29
5	Thermodynamics	KME301	Mr. Rohan Srivastava	A	75.00	40.00	65.86	33.13	26.67	17.33	66.67	34.67	57.14	30.12	73.77	34.60
6	Computer System Security	KNC301	Dr. Kuldeep Malik	A	90.00	45.00	66.27	33.54	86.67	37.20	77.78	49.33	54.76	17.74	NA	NA
Overall Pass Percentage %									20	44.44	47.62	53.22				

Vth SEMESTER																
S. No.	Subject Name	Subject Code	Faculty Name	Section	Pass %	Average Marks	Pass %	Average Marks	Pass %	Average Marks	Pass %	Average Marks	Pass %	Average Marks	Pass %	Average Marks
					TARGET, 2021-22		LAST 3 YEARS AVERAGE		2022-23		2021-22		2020-21		2019-20	
1	Strength of Material	KME502	Dr. Sanjay Yadav	A	80.00	45.00	65.94	33.56	88.89	36.56	51.22	28.27	80.65	38.85	NA	NA
2	Industrial Engineering	KME503	Mr. Brijesh Kumar	A	100.00	50.00	93.12	42.30	100.00	40.89	92.68	42.37	93.55	42.23	NA	NA
3	Computer Integrated Manufacturing	KME051	Mr. Manvendra Yadav	A	100.00	50.00	86.61	41.56	100.00	51.44	78.05	39.66	95.16	43.45	NA	NA
4	Heat & Mass Transfer	KME501	Mr. Bhupesh Ojha	A	85.00	45.00	76.97	39.83	77.78	47.78	73.17	36.17	77.42	41.79	80.32	41.54
5	Advance Welding	KME055	Mr. Chetan Dixit	A	100.00	50.00	94.34	43.98	100.00	50.89	95.12	43.66	93.55	44.29	NA	NA
6	Constitution of India, law and Engineering	KNC501	Mr. Rakesh Kumar Garg	A	100.00	50.00	95.16	41.47	100.00	47.78	100.00	42.04	90.32	40.90	NA	NA
Overall Pass Percentage %									77.78	39.02	58.06	62.07				

VIIIth SEMESTER																
S. No.	Subject Name	Subject Code	Faculty Name	Section	Pass %	Average Marks	Pass %	Average Marks	Pass %	Average Marks	Pass %	Average Marks	Pass %	Average Marks	Pass %	Average Marks
					TARGET, 2021-22		LAST 3 YEARS AVERAGE		2022-23		2021-22		2020-21		2019-20	
1	Project Management and Entrepreneurship	KHU702	Mr. Manvendra Yadav	A	100.00	50.00	100.00	51.27	89.74	46.41	100.00	51.27	NA	NA	NA	NA
2	Additive Manufacturing	KME071	Dr. Akant Kumar Singh	A	100.00	50.00	93.33	45.27	92.31	40.33	93.33	45.27	NA	NA	NA	NA
3	Mathematical modelling of manufacturing processes	KME073	Mr. Brijesh Kumar	A	100.00	50.00	98.33	43.87	100.00	53.18	98.33	43.87	NA	NA	NA	NA
4	Renewable energy resources	KOE074	Mr. Rohan Srivastava	A	100.00	50.00	99.53	53.54	97.44	47.00	100.00	52.37	100.00	54.34	98.59	53.90
Overall Pass Percentage %									84.62	93.33	75.41	77.33				

Sanjay
Director
I.T.S Engineering College
Greater Noida

Dr. Sanjay Yadav
Head of Department
MECHANICAL ENGINEERING

Dr. Sanjay Yadav
Head, MED

S.No	Roll No	Student Name	MARKS OBTAINED: SUBJECT CODE																		No. of CP	SUBJECT CODE (CARRY OVER)	Total Internal (325)	Total External (575)	Grand Total 900	Percent %	Status of Result PASS/PCP/INC COMPLETE/UF M
			KAS402		KVE401		KME401		KME402		KME403		KNC402 (NC)		KME451		KME452		KME453								
			Internal (50)	External (100)	Internal (50)	External (100)	Internal (50)	External (100)	Internal (50)	External (100)	Internal (50)	External (100)	Internal (25)	External (50)	Internal (25)	External (25)	Internal (25)	External (25)	Internal (25)	External (25)							
1	2102220400001	Abhay Pratap Singh	40	35	38	21	38	47	38	38	32	19	18	23	22	23	22	23	24	2	KVE401,KME402	261	221	482	50.74	PCP	
2	2102220400004	Guru Pratap Singh	30	0	30	31	35	35	34	41	38	44	15	5	22	22	22	21	23	21	1	KAS402	234	215	449	47.26	PCP
3	2102220400005	Harsh Kumar Prajapati	30	17	31	16	38	31	36	30	35	17	21	22	23	23	22	21	22	21	3	KAS402,KVE401,KME403	237	176	413	43.47	PCP
4	2102220400006	HARSHIT SHARMA	39	21	35	45	38	30	38	39	35	41	23	23	23	22	23	22	20	21	1	KAS402	251	241	492	51.79	PCP
5	2102220400007	Md Adil	49	18	36	49	35	31	34	52	35	31	20	7	22	22	22	21	22	23	1	KAS402	255	247	502	52.84	PCP
6	2102220400008	Md Ismail	30	36	30	64	32	33	32	20	33	25	15	32	21	20	20	21	19	20	3	KME401,KME402,KME403	217	219	436	45.89	PCP
7	2102220400011	Nitin Sharma	44	38	31	19	45	30	44	34	47	24	22	22	24	24	24	23	23	24	2	KVE401,KME403	282	216	498	52.42	PCP
8	2102220400013	Sachin Sharma	46	43	49	22	49	38	49	48	49	25	24	16	24	24	24	24	24	24	2	KVE401,KME403	314	248	562	59.16	PCP
9	2202220409001	Abhishek Paswan	30	7	30	61	30	12	30	15	30	25	15	15	20	16	18	16	18	A	4	KAS402,KME401,KME402,KME403	206	152	358	37.68	FAIL
10	2202220409002	Himanshu Kumar	39	21	35	45	38	30	38	39	35	41	23	23	23	22	23	22	20	21	1	KAS402	251	241	492	51.79	PCP
11	2202220409003	Md Sameer Ibrar	36	33	32	61	42	41	44	46	36	30	18	10	23	24	23	23	21	20	0		257	278	535	56.32	PASS
12	2202220409004	Nikhil Nagar	30	0	30	36	30	33	30	39	30	18	15	8	20	16	18	16	18	A	2	KAS402,KME403	206	158	364	38.32	PCP
13	2202220409005	Prashant Pandey	36	30	33	39	40	34	41	45	36	50	21	19	23	22	23	22	21	22	0		253	264	517	54.42	PASS
14	2202220409006	Rohil Khan	30	A	30	33	30	11	30	18	30	18	15	18	20	21	19	18	18	18	4	KAS402,KME401,KME402,KME403	207	137	344	36.21	FAIL
15	2202220409007	Shivam Pandey	31	1	34	30	35	19	34	11	38	25	19	8	22	23	22	22	22	22	4	KAS402,KME401,KME402,KME403	238	153	391	41.16	FAIL

Average Marks		36.00	20.00	33.60	38.13	37.00	29.00	36.80	33.00	36.33	29.73	19.00	16.40	22.20	21.53	21.73	20.93	20.93	18.73	
Percentage: Range	≥80	4	0	1	0	4	0	4	0	2	0	7	0	15	13	12	12	11	12	
	70-80	4	0	4	0	7	0	4	0	9	0	3	0	0	0	3	1	4	1	
	60-70	7	0	10	3	4	0	7	0	4	0	5	1	0	2	0	2	0	0	
	50-60	0	0	0	0	0	0	0	1	0	1	0	0	0	0	0	0	0	0	
	40-50	0	1	0	3	0	2	0	4	0	3	0	4	0	0	0	0	0	0	
	30-40	0	5	0	5	0	9	0	5	0	3	0	5	0	0	0	0	0	0	
No. of Fail Students		0	8	0	4	0	4	0	5	0	8	0	5	0	0	0	0	0	0	
Pass %		100.00	46.67	100.00	73.33	100.00	73.33	100.00	66.67	100.00	46.67	100.00	66.67	100.00	100.00	100.00	100.00	100.00	100.00	
Grand Total Pass %		13.33																		

Grand Total Percentage Range	No. of Students
≥80	0
75-80	0
70-75	0
65-70	0
60-65	0
<60	15

KAS402	Mr. Prashant Kumar	Maths-IV
KVE401	Mr. Prabhakar Sharma	Universal Human Values (UHV)
KME401	Mr. Rohan Srivastava	Applied Thermodynamics
KME402	Dr. Sanjay Yadav	Engineering Mechanics (EM)
KME403	Mr. Yogendra Saraswat	Manufacturing Processes (MP)
KNC402	Ms. Roopal Yadav	Python Programming (PP)
KME451	Mr. Rohan Srivastava	Applied Thermodynamics Lab (ATD LAB)
KME452	Mr. Yogendra Saraswat	Manufacturing Processes Lab (MP LAB)
KME453	Ms. Neha Gupta	Computer Aided Machine Drawing -II Lab (MDR-II Lab)

K. Jayaram
Director
ITS Engineering College
Greater Noida

Sir
Head of Department
MECHANICAL ENGINEERING

S.No	Roll No	Student Name	MARKS OBTAINED: SUBJECT CODE																No. of CP	SUBJECT CODE (CARRY OVER)	Total Internal(325)	Total External(575)	Grand Total 950	SGP A	Percent %	Status of Result		
			KME601		KME602		KME603		KME061		KOE065		KME651		KME652		KME653										KNC602	
			Internal(50)	External(100)	Internal(50)	External(100)	Internal(50)	External(100)	Internal(50)	External(100)	Internal(50)	External(100)	Internal(25)	External(25)	Internal(25)	External(25)	Internal(25)	External(25)									Internal(25)	External(50)
1	2002220400001	Abhishek Sharma	46	30	45	37	43	32	45	62	46	32	23	23	23	22	23	22	22	22	0		294	260	554	6.86	58.32	PASS
2	2002220400002	Adarsh Kumar Mishra	47	40	46	12	44	51	46	50	46	58	23	23	23	23	23	23	23	27	0	KME602	298	280	578	5.9	60.84	PCP
3	2002220400004	Deepanjan	49	49	49	43	49	35	49	66	49	61	24	24	24	24	24	24	24	27	0		317	326	643	7.52	67.68	PASS
4	2002220400005	Konika Thakur	46	45	45	53	44	50	45	63	45	46	23	23	23	22	22	22	22	37	0		293	325	618	7.52	65.05	PASS
5	2002220400006	Md Aamir Raza	42	22	41	17	40	42	41	45	41	23	20	21	21	20	20	20	20	26	3	KME601, KME602, KOE065	266	210	476	3.29	50.11	PCP
6	2002220400007	Rakesh Kumar Chauhan	45	18	45	25	42	33	45	19	45	35	24	22	24	22	22	22	21	23	3	KME601, KME602, KME061	292	196	488	3.38	51.37	PCP
7	2102220409001	Abdul Hasib	42	22	41	14	40	35	41	34	41	7	20	21	22	21	21	21	20	24	3	KME601, KME602, KOE065	268	175	443	3.29	46.63	PCP
8	2102220409003	Shlabh Kumar Kapil	42	20	42	11	42	23	42	30	42	30	22	22	23	22	22	22	21	17	3	KME601, KME602, KME603	277	180	457	2.76	48.11	PCP
9	2102220409004	Suraj Kumar	45	24	44	24	44	5	44	38	44	23	22	22	23	22	22	22	30	4	KME601, KME602, KME603, KOE065	288	181	469	2.19	49.37	PCP	

		KME601		KME602		KME603		KME061		KOE065		KME651		KME652		KME653		KNC602			
Average Marks(50)/(100)		44.89	30.00	44.22	26.22	43.11	34.00	44.22	45.22	44.33	35.00	22.33	22.33	22.89	22.22	22.11	22.00	21.67	25.89		
Percentage Range	≥80	9	0	9	0	9	0	9	0	9	0	9	9	9	9	9	9	9	8		
	70-80	0	0	0	0	0	0	0	0	0	0	0	0	0	0	0	0	0	0		
	60-70	0	0	0	0	0	0	0	3	0	1	0	0	0	0	0	0	0	1		
	50-60	0	0	0	1	0	2	0	1	0	1	0	0	0	0	0	0	0	0		
	40-50	0	3	0	1	0	1	0	1	0	1	0	0	0	0	0	0	0	0		
30-40	0	1	0	1	0	4	0	3	0	3	0	0	0	0	0	0	0	0			
No. of Fail Students		0	5	0	6	0	2	0	1	0	3	0	0	0	0	0	0	0	0		
Pass %		100.00	44.44	100.00	33.33	100.00	77.78	100.00	88.89	100.00	66.67	100.00	100.00	100.00	100.00	100.00	100.00	100.00	100.00		
Grand Total Pass %		33.33																			

Grand Total Percentage	No. of Students
≥80	0
75-80	0
70-75	0
65-70	2
60-65	1
<60	6

KME601	Mr. Bhupesh Ojha	Refrigeration and Air Conditioning
KME602	Ms. Neha Gupta	Machine Design
KME603	Dr. Harsh Gupta	Theory of Machine
KME061	Mr. Chetan Dixit	Non destructive Testing
KOE065	Mr. Prashant Kumar	COMPUTER BASED NUMERICAL TECHNIQUES
KME651	Mr. Bhupesh Ojha	Refrigeration and Air Conditioning Lab
KME652	Ms. Neha Gupta	Machine Design Lab
KME653	Dr. Harsh Gupta	Theory of Machine Lab
KNC602	Mr. Rakesh Garg	INDIAN TRADITION, CULTURE AND SOCIETY

K. Jayan
Director
ITS Engineering College
Greater Noida

S. S. P.
Head of Department
MECHANICAL ENGINEERING

S.No	Roll No	Student Name	MARKS OBTAINED: SUBJECT CODE								No. of CP	SUBJECT CODE (CARRY OVER)	Total	Total	Total	Percent	4th Yr Total	4th Yr %	Grand Total CGPA	Status of Result
			KHU801		KOE085		KOE091		KME851				Internal(425)	External(425)	850	%	1700			PASS/PCP/INCOMPLETE/UFM
			Internal(50)	External(100)	Internal(50)	External(100)	Internal(50)	External(100)	Internal(100)	External(300)										
1	1902220400001	AAKASH	47	53	46	46	46	50	95	285	0		234	434	668	78.59	1256	73.88	7.33	PASS
2	1902220400002	ABHIMANYU RAJPUT	48	42	47	30	46	19	95	285	1	KOE091	236	376	612	72.00	1072	63.06	7.30	PCP
3	1902220400003	ABHISHEK PAL	47	47	46	23	47	30	97	290	1	KOE085	237	390	627	73.76	1164	68.47	7.46	PCP
4	1902220400005	ALOK KUMAR	47	52	46	45	47	59	92	275	0		232	431	663	78.00	1227	72.18	7.24	PASS
5	1902220400006	ANURAG SINGH	48	50	47	57	48	51	97	290	0		240	448	688	80.94	1285	75.59	6.57	PASS
6	1902220400007	ASHIRVAD PAL	49	54	49	48	49	63	98	292	0		245	457	702	82.59	1389	81.71	8.32	PASS
7	1902220400008	ASHUTOSH YADAV	48	40	47	46	48	50	93	280	0		236	416	652	76.71	1230	72.35	8.39	PASS
8	1902220400009	BHUVAN KUMAR LODHI	47	32	46	40	47	42	93	280	0		233	394	627	73.76	1175	69.12	8.11	PASS
9	1902220400011	CHANDAN SHARMA	49	52	49	47	49	59	97	290	0		244	448	692	81.41	1301	76.53	6.50	PASS
10	1902220400012	HARSH CHAURASIA	48	39	47	33	47	33	95	284	0		237	389	626	73.65	1170	68.82	6.94	PASS
11	1902220400013	JAIBEER	48	40	47	45	48	43	95	285	0		238	413	651	76.59	1191	70.06	7.08	PASS
12	1902220400015	JUNED KHAN	47	54	46	49	46	49	93	280	0		232	432	664	78.12	1253	73.71	6.87	PASS
13	1902220400016	KARN RAJPUT	48	60	47	52	48	52	95	285	0		238	449	687	80.82	1241	73.00	6.77	PASS
14	1902220400018	KRITESH MISHRA	46	53	46	55	46	47	92	275	0		230	430	660	77.65	1205	70.88	6.43	PASS
15	1902220400019	LAKSHAY YADAV	45	33	45	33	45	37	93	280	0		228	383	611	71.88	1110	65.29	7.29	PASS
16	1902220400020	MANZAR IQBAL	45	38	45	21	45	32	90	280	1	KOE085	225	371	596	70.12	1069	62.88	7.01	PCP
17	1902220400021	MAYANK TOMAR	46	38	46	30	46	37	95	288	0		233	393	626	73.65	1148	67.53	6.44	PASS
18	1902220400022	MD NAWAZ KARIM KHAN	45	47	45	49	45	52	90	275	0		225	423	648	76.24	1187	69.82	8.00	PASS
19	1902220400023	MOHAMMAD ARIZ	47	41	47	30	47	49	93	280	0		234	400	634	74.59	1163	68.41	8.33	PASS
20	1902220400024	MOHD AMMAR KHAN	49	59	49	61	49	57	97	290	0		244	467	711	83.65	1368	80.47	8.33	PASS
21	1902220400025	MOHD WASEEM	48	39	47	51	48	22	95	285	1	KOE091	238	397	635	74.71	1211	71.24	6.91	PCP
22	1902220400026	MUNISH SINGH	47	40	47	34	46	31	92	285	0		232	390	622	73.18	1171	68.88	6.27	PASS
23	1902220400027	NIDHI SHARMA	49	49	49	42	49	59	98	295	0		245	445	690	81.18	1313	77.24	7.07	PASS
24	1902220400028	PRADUMAN KUMAR	48	61	48	30	48	51	95	285	0		239	427	666	78.35	1228	72.24	6.73	PASS
25	1902220400029	PRASOON SINGH	48	44	47	33	48	46	93	280	0		236	403	639	75.18	1248	73.41	6.41	PASS
26	1902220400030	PRIYANSHU GUPTA	48	45	48	55	48	44	96	285	0		240	429	669	78.71	1307	76.88	6.65	PASS
27	1902220400032	RAJKUMAR SHUKLA	48	42	48	43	48	45	97	290	0		241	420	661	77.76	1279	75.24	7.55	PASS
28	1902220400033	SHIVENDRA KUMAR SINGH	47	35	47	43	47	53	95	280	0		236	411	647	76.12	1217	71.59	6.19	PASS
29	1902220400034	SOHAIB AHMAD	45	55	45	61	45	30	90	275	0		225	421	646	76.00	1167	68.65	7.58	PASS
30	1902220400036	SURAJ VISHVAKARMA	46	53	46	48	46	58	92	280	0		230	439	669	78.71	1296	76.24	6.89	PASS
31	1902220400037	UBAID ZAHOR AHANGER	45	37	45	40	45	56	92	285	0		227	418	645	75.88	1150	67.65	5.63	PASS
32	1902220400038	VINIT YADAV	47	40	47	36	47	34	93	280	0		234	390	624	73.41	1189	69.94	6.22	PASS
33	1902220400040	VIPIN M.S									0	UFM	0	0	0	0.00		0.00	5.88	UFM
34	1902220400041	VIPIN KUMAR	47	31	47	53	47	56	94	280	0		235	420	655	77.06	1193	70.18	7.10	PASS
35	1902220400042	YASH BHARDWAJ	47	45	47	45	46	45	94	280	0		234	415	649	76.35	1222	71.88	6.41	PASS
36	2002220409001	Aniket Kumar	47	49	46	30	47	41	92	275	0		232	395	627	73.76	1215	71.47	7.42	PASS
37	2002220409002	Jayant Singh Rajput	46	36	46	33	46	36	98	295	0		236	400	636	74.82	1181	69.47	6.87	PASS
38	2002220409003	Sachin Singh	46	35	45	42	46	44	95	280	0		232	401	633	74.47	1173	69.00	7.49	PASS
39	2002220409004	Tushar Pal	48	22	48	10	48	30	94	280	2	KHU801 KOE085	238	342	580	68.24	1111	65.35	6.45	PCP

	KHU801	KOE085	KOE091	KME851
Average Marks	45.92	43.13	45.54	40.23
≥80	38	0	38	0
70-80	0	0	0	0
60-70	0	2	0	2

[Signature]
ITS Engineering College
Greater Noida

[Signature]
Head of Department
MECHANICAL ENGINEERING

Percentage Range	50-60	0	10	0	6	0	14	0	0
	40-50	0	14	0	16	0	11	0	0
	30-40	0	11	0	11	0	10	0	0
No. of Fail Students	0	1	0	3	0	2	0	0	0
Pass %	100.00	98.33	100.00	95.00	100.00	96.67	100.00	100.00	100.00
Grand Total Pass %	87.18								

Grand Total Percentage Range	No. of Students
≥80	6
75-80	17
70-75	14
65-70	1
60-65	0
<60	1

KHU801	Mr. Rohan Srivastava	RURAL DEVELOPMENT: ADMINISTRATION AND PLANNING
KOE085	Mr. Chetan Dixit	QUALITY MANAGEMENT
KOE091	Ms. Neha Gupta	AUTOMATION AND ROBOTICS
KME851	Mr. Rohan Srivastava	Project II

Head of Department
MECHANICAL ENGINEERING

L. Jayaram
Director
ITS Engineering College
Greater Noida

IVth SEMESTER																
S. No.	Subject Name	Subject Code	Faculty Name	Section	Pass %	Average Marks	Pass %	Average Marks	Pass %	Average Marks	Pass %	Average Marks	Pass %	Average Marks	Pass %	Average Marks
					TARGET, 2022-23		LAST 3 YEARS AVERAGE		2022-23		2021-22		2020-21		2019-20	
1	Maths IV	KAS402	Mr. Prashant Kumar	A	85.00	40.00	88.08	50.02	46.67	20.00	66.67	38.11	97.56	57.27	100.00	54.69
2	Universal Human Values	KVE401	Mr. Prabhakar Sharma	A	100.00	50.00	96.30	49.71	73.33	38.13	88.89	41.22	100.00	52.34	100.00	55.58
3	Applied Thermodynamics	KME401	Mr. Rohan Srivastava	A	80.00	40.00	84.37	42.90	73.33	29.00	55.56	28.78	97.56	44.34	100.00	55.58
4	Engineering Mechanics	KME402	Dr. Sanjay Yadav	A	80.00	40.00	77.78	48.99	66.67	33.00	33.33	21.00	100.00	69.51	100.00	56.45
5	Manufacturing Processes	KME403	Mr. Yogendra Saraswat	A	100.00	50.00	99.19	56.09	46.67	29.73	100.00	44.78	97.56	68.39	100.00	55.10
6	Python Programming	KNC402	Ms. Roobal Yadav	A	100.00	50.00	88.89	55.71	66.67	32.80	77.78	37.12	100.00	74.30	NA	NA
Overall Pass Percentage %									13.33		22.22		95.12		100	

Vth SEMESTER																
S. No.	Subject Name	Subject Code	Faculty Name	Section	Pass %	Average Marks	Pass %	Average Marks	Pass %	Average Marks	Pass %	Average Marks	Pass %	Average Marks	Pass %	Average Marks
					TARGET, 2022-23		LAST 3 YEARS AVERAGE		2022-23		2021-22		2020-21		2019-20	
1	Refrigeration and Air Conditioning (RAC)	KME601	Mr. Bhupesh Ojha	A	90.00	50.00	92.80	42.92	44.44	30.00	90.00	39.90	98.39	38.85	90.00	50.00
2	Machine Design (MD)	KME602	Ms. Neha Gupta	A	90.00	50.00	80.00	39.79	33.33	26.22	50.00	27.13	100.00	42.23	90.00	50.00
3	Theory of Machine (TOM)	KME603	Dr. Harsh Gupta	A	90.00	50.00	90.83	43.60	77.78	34.00	82.50	37.35	100.00	43.45	90.00	50.00
4	Non Destructive Testing (NDT)	KME061	Mr. Chetan Dixit	A	95.00	50.00	98.75	48.07	88.89	45.22	97.50	54.35	100.00	41.79	NA	NA
5	Computer Based Numerical Techniques (CBNT)	KOE065	Mr. Prashant Kumar	A	100.00	50.00	83.75	41.29	66.67	35.00	67.50	38.28	100.00	44.29	NA	NA
6	Indian Tradition, Culture and Society (ITCS)	KNC602	Mr. Rakesh Kumar Garg	A	100.00	50.00	100.00	44.10	100.00	51.77	100.00	47.30	100.00	40.90	NA	NA
Overall Pass Percentage %									33.33		37.5		98.36		100	

VIIIth SEMESTER																
S. No.	Subject Name	Subject Code	Faculty Name	Section	Pass %	Average Marks	Pass %	Average Marks	Pass %	Average Marks	Pass %	Average Marks	Pass %	Average Marks	Pass %	Average Marks
					TARGET, 2022-23		LAST 3 YEARS AVERAGE		2022-23		2021-22		2020-21		2019-20	
1	RURAL DEVELOPMENT ADMINISTRATION AND PLANNING	KHU801	Mr. Rohan Srivastava	A	100.00	50.00	100.00	52.65	98.33	43.13	100.00	52.65	NA	NA	NA	NA
2	QUALITY MANAGEMENT	KOE085	Mr. Chetan Dixit	A	100.00	50.00	98.33	51.32	95.00	40.23	98.33	51.32	NA	NA	NA	NA
3	AUTOMATION AND ROBOTICS	KOE091	Ms. Neha Gupta	A	100.00	50.00	96.67	45.40	96.67	43.38	96.67	45.40	NA	NA	NA	NA
Overall Pass Percentage %									87.18		95		75.41		77.33	

Sanjay
Director
ITS Engineering College
Greater Noida

Sanjay
Head of Department
MECHANICAL ENGINEERING
Dr. Sanjay Yadav
Head, MED